

SITE PLAN





LEGEND

1ST STOREY

- 1 ARRIVAL DROP OFF
- 2 CASCADING GARDEN
- 3 FUNCTION ROOM
- 4 OUTDOOR TERRACE
- 5 SAUNA & CHANGING ROOM
- 6 GYM
- 7 YOGA DECK
- 8 50M LAP POOL
- 9 SUN LOUNGERS
- 10 FLOATING PAVILLION
- 11 CHILDREN'S SWIMMING POOL
- 12 JACUZZI
- 13 LAWN
- 14 PLAYGROUND
- 15 BBQ PAVILION
- 16 RECREATIONAL TENNIS COURT
- 17 READING COVE
- 18 SHOP
- 19 PINE FOREST
- 20 BICYCLE PARKING FOR PUBLIC
- 21 FLORAL ALLEY
- 22 SPRING GARDEN
- 23 SUMMER GARDEN
- 24 JOGGING PATH
- 25 FITNESS CORNER
- 26 RESTING CORNER
- 27 FOOT REFLEXOLOGY CORNER
- 28 MEDITATION CORNER
- 29 OUTDOOR LIVING CORNER
- 30 COMMUNITY GARDENING

ROOF LEVEL

- 31 ROOF TERRACES AT 101, 103, 107, 109, 111, 117

BASEMENT 1

- A SPRINKLER PUMP ROOM
- B OUTDOOR GENSET

OTHERS

- C GUARD HOUSE
- D BIN CENTRE
- E SUBSTATION
- F SIDE GATES

UNIT DISTRIBUTION CHART

101 TAMPINES ST 86 S(528575)

Level	Unit	01	02	03	04
15					
14					
13					
12					
11					
10				B1	C2
9	B3	B2	B1		C2
8	B3	B2	B1		C2
7	B3	B2	B1		C2
6	B3	B2	B1		C2
5	B3	B2	B1		C2
4	B3	B2	B1		C2
3	B3	B2	B1		C2
2	B3	B2	B1		C2
1	B3-P				C2-P

103 TAMPINES ST 86 S(528576)

Level	Unit	05	08	06	07
15					
14					
13		PH4		C1	B1
12		D1	C2	C1	B1
11		D1	C2	C1	B1
10		D1	C2	C1	B1
9		D1	C2	C1	B1
8		D1	C2	C1	B1
7		D1	C2	C1	B1
6		D1	C2	C1	B1
5		D1	C2	C1	B1
4		D1	C2	C1	B1
3		D1	C2	C1	B1
2		D1	C2	C1	B1
1					

107 TAMPINES ST 86 S(528533)

Level	Unit	13	14	15	16	17	18	19	20	21	22	23
15		PH1			B3	AS2	AS4	A2				
14		A1	AS2	B3	B3	AS2	AS4	A2	A2			
13		A1	AS2	B3	B3	AS2	AS4	A2	A2	AS4	AS2	
12		A1	AS2	B3	B3	AS2	AS4	A2	A2	AS4	AS2	
11		A1	AS2	B3	B3	AS2	AS4	A2	A2	AS4	AS2	B2
10		A1	AS2	B3	B3	AS2	AS4	A2	A2	AS4	AS2	B2
9		A1	AS2	B3	B3	AS2	AS4	A2	A2	AS4	AS2	B2
8		A1	AS2	B3	B3	AS2	AS4	A2	A2	AS4	AS2	B2
7		A1	AS2	B3	B3	AS2	AS4	A2	A2	AS4	AS2	B2
6		A1	AS2	B3	B3	AS2	AS4	A2	A2	AS4	AS2	B2
5		A1	AS2	B3	B3	AS2	AS4	A2	A2	AS4	AS2	B2
4		A1	AS2	B3	B3	AS2	AS4	A2	A2	AS4	AS2	B2
3		A1	AS2	B3	B3	AS2	AS4	A2	A2	AS4	AS2	B2
2		A1	AS2	B3	B3	AS2	AS4	A2	A2	AS4	AS2	B2
1		A1-P	AS2-P	B3-P	B3-P	AS2-P	AS4-P	A2-P	A2-P	AS4-P	AS2-P	B2-P

111 TAMPINES ST 86 S(528535)

Level	Unit	34	37	35	36
15					
14					
13					
12		PH4		C1	B1
11		D1	C2	C1	B1
10		D1	C2	C1	B1
9		D1	C2	C1	B1
8		D1	C2	C1	B1
7		D1	C2	C1	B1
6		D1	C2	C1	B1
5		D1	C2	C1	B1
4		D1	C2	C1	B1
3		D1	C2	C1	B1
2		D1	C2	C1	B1
1		D1-P	C2-P	C1-P	B1-P

113 TAMPINES ST 86 S(528536)

Level	Unit	38	39	40	41	
15		PH2			B4	C3
14		C1	BS1	B4	C3	
13		C1	BS1	B4	C3	
12		C1	BS1	B4	C3	
11		C1	BS1	B4	C3	
10		C1	BS1	B4	C3	
9		C1	BS1	B4	C3	
8		C1	BS1	B4	C3	
7		C1	BS1	B4	C3	
6		C1	BS1	B4	C3	
5		C1	BS1	B4	C3	
4		C1	BS1	B4	C3	
3		C1	BS1	B4	C3	
2		C1	BS1	B4	C3	
1		C1-P	BS1-P	B4-P	C3-P	

105 TAMPINES ST 86 S(528577)

Level \ Unit	09	10	11	12
15	PH2		B4	C3
14	C1	BS1	B4	C3
13	C1	BS1	B4	C3
12	C1	BS1	B4	C3
11	C1	BS1	B4	C3
10	C1	BS1	B4	C3
9	C1	BS1	B4	C3
8	C1	BS1	B4	C3
7	C1	BS1	B4	C3
6	C1	BS1	B4	C3
5	C1	BS1	B4	C3
4	C1	BS1	B4	C3
3	C1	BS1	B4	C3
2	C1	BS1	B4	C3
1			B4-P	C3-P

LEGEND

	1 - BEDROOM 1 - BEDROOM + STUDY
	2 - BEDROOM 2 - BEDROOM + STUDY
	3 - BEDROOM
	4 - BEDROOM
	PENTHOUSE (4 - BEDROOM) PENTHOUSE (5 - BEDROOM + STUDY)

Level \ Unit	24	25	26	27	28	29
						AS1
				AS1	AS3	AS1
		AS2	A1	AS1	AS3	AS1
		AS2	A1	AS1	AS3	AS1
B2	AS2	A1	AS1	AS1	AS3	AS1
B2	AS2	A1	AS1	AS1	AS3	AS1
B2	AS2	A1	AS1	AS1	AS3	AS1
B2	AS2	A1	AS1	AS1	AS3	AS1
B2	AS2	A1	AS1	AS1	AS3	AS1
B2	AS2	A1	AS1	AS1	AS3	AS1
B2	AS2	A1	AS1	AS1	AS3	AS1
B2	AS2	A1	AS1	AS1	AS3	AS1
B2	AS2	A1	AS1	AS1	AS3	AS1
B2	AS2	A1	AS1	AS1	AS3	AS1
B2-P	AS2-P	A1-P	AS1-P	AS3-P	AS1-P	

109 TAMPINES ST 86 S(528534)

Level \ Unit	30	31	32	33
15				
14				
13				
12				
11				
10			B1	C2
9	B3	B2	B1	C2
8	B3	B2	B1	C2
7	B3	B2	B1	C2
6	B3	B2	B1	C2
5	B3	B2	B1	C2
4	B3	B2	B1	C2
3	B3	B2	B1	C2
2	B3	B2	B1	C2
1	B3-P	B2-P	B1-P	C2-P

115 TAMPINES ST 86 S(528537)

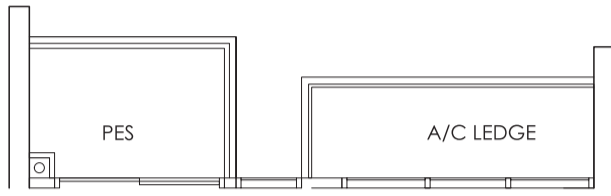
Level \ Unit	42	45	43	44
15	PH3		BS1	
14	C2	C1	BS1	C1
13	C2	C1	BS1	C1
12	C2	C1	BS1	C1
11	C2	C1	BS1	C1
10	C2	C1	BS1	C1
9	C2	C1	BS1	C1
8	C2	C1	BS1	C1
7	C2	C1	BS1	C1
6	C2	C1	BS1	C1
5	C2	C1	BS1	C1
4	C2	C1	BS1	C1
3	C2	C1	BS1	C1
2	C2	C1	BS1	C1
1	C2-P	C1-P	BS1-P	C1-P

117 TAMPINES ST 86 S(528538)

Level \ Unit	46	47	48	49
15				
14				
13	C2	BS1		
12	C2	BS1	B2	B3
11	C2	BS1	B2	B3
10	C2	BS1	B2	B3
9	C2	BS1	B2	B3
8	C2	BS1	B2	B3
7	C2	BS1	B2	B3
6	C2	BS1	B2	B3
5	C2	BS1	B2	B3
4	C2	BS1	B2	B3
3	C2	BS1	B2	B3
2	C2	BS1	B2	B3
1	C2-P	BS1-P	B2-P	B3-P

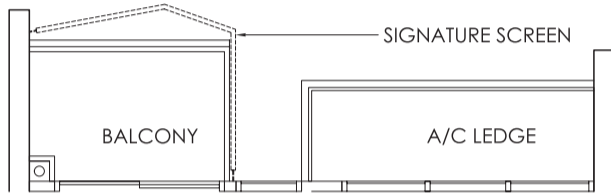
TYPE A1 & A1-P

1 - BEDROOM 41 sqm / 441 sqft

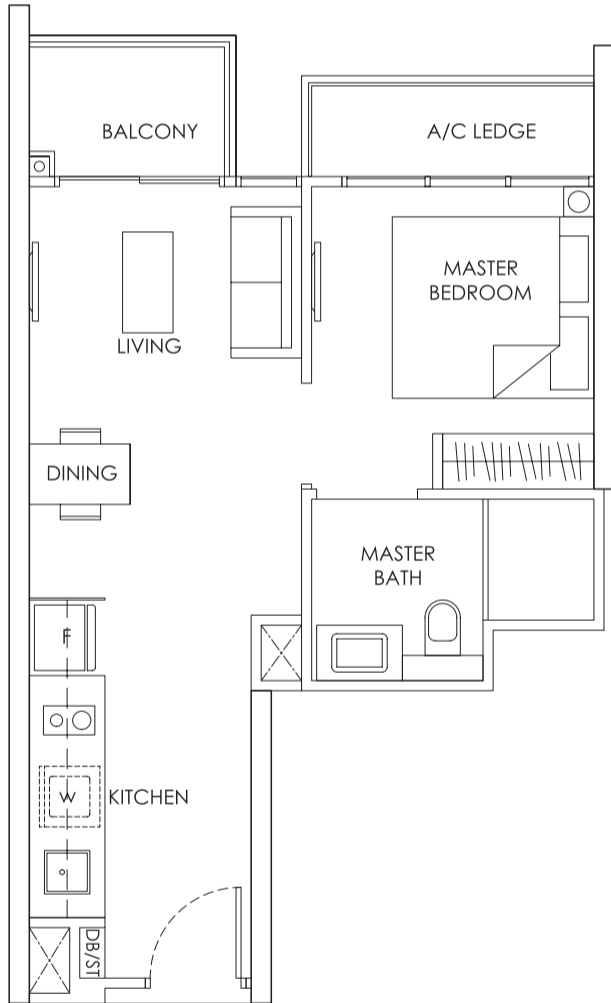


01-26
01-13*

A1-P



05-26
10-26

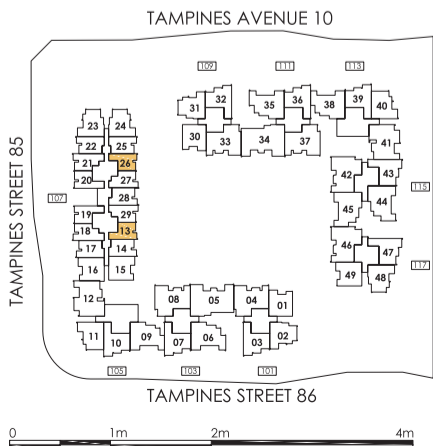


02-26 to 04-26
06-26 to 09-26
11-26 to 13-26

02-13* to 14-13*
mirror units *

A1

KEY PLAN

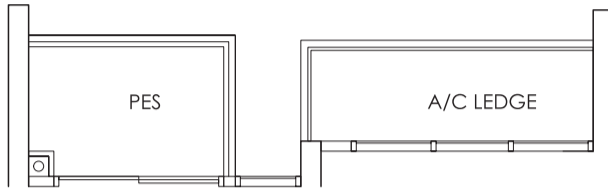


Area includes A/C ledge, balcony, PES, Roof Terrace and Void (where applicable). Orientation and facings will differ depending on the unit you are purchasing (please refer to key plan). All plans are not to scale and subject to changes as may be required by relevant authorities. All appliances and furniture shown in the plan are for illustration purpose only and not representation of fact. All floor areas are estimated and subjected to final survey.

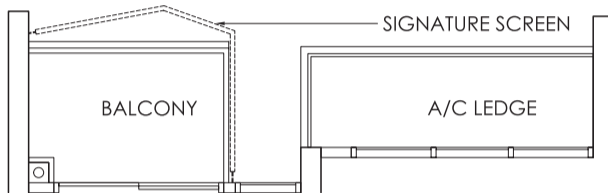
Legend: **F** - Fridge **DB/ST** - Distribution Board and Storage space
WC - Water Closet **W** - Washer cum Dryer **A/C** - Aircon
PES - Private Enclosed Space

TYPE A2 & A2-P

1 - BEDROOM 43 sqm / 463 sqft

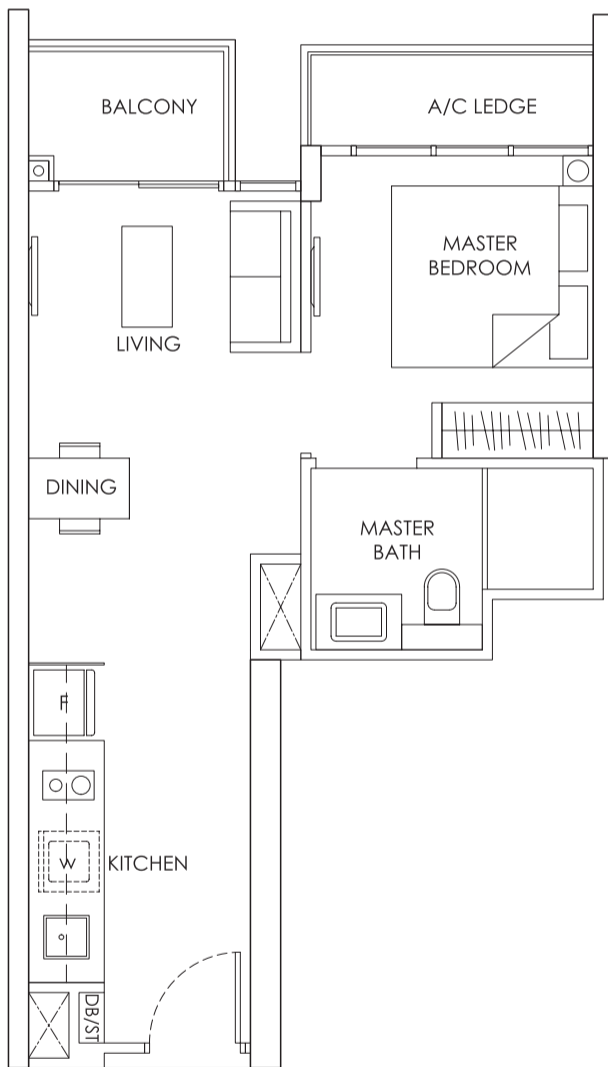


01-20
01-19*



04-20
07-20
12-20

03-19*
07-19*
11-19*

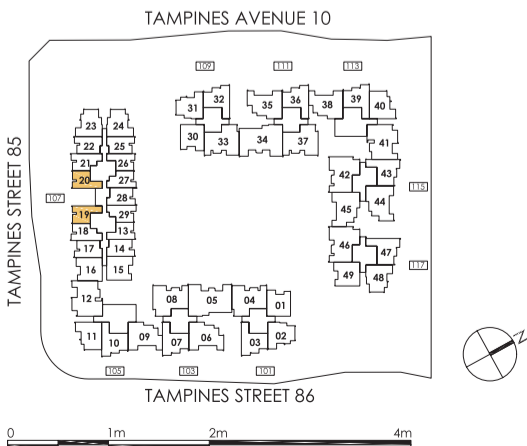


02-20, 03-20
05-20, 06-20
08-20 to 11-20
13-20, 14-20

02-19*
04-19* to 06-19*
08-19* to 10-19*
12-19* to 15-19*

mirror units *

KEY PLAN

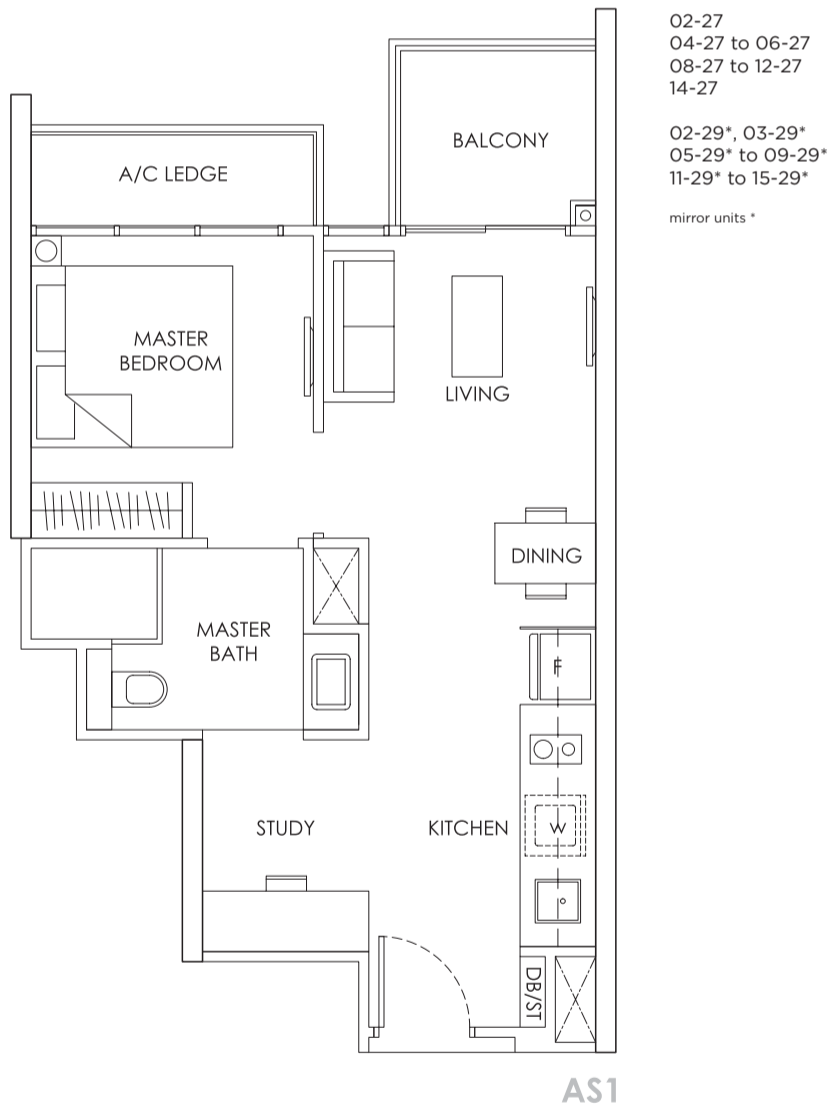
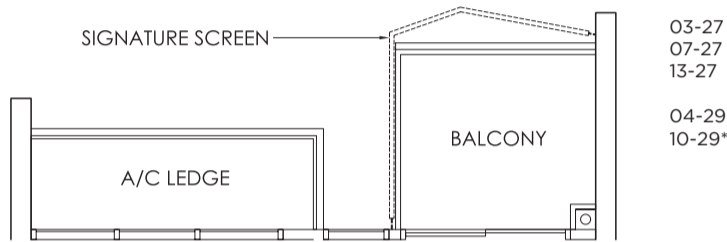
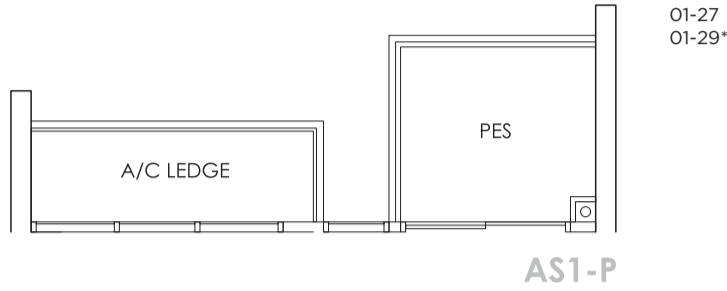


Area includes A/C ledge, balcony, PES, Roof Terrace and Void (where applicable). Orientation and facings will differ depending on the unit you are purchasing (please refer to key plan). All plans are not to scale and subject to changes as may be required by relevant authorities. All appliances and furniture shown in the plan are for illustration purpose only and not representation of fact. All floor areas are estimated and subjected to final survey.

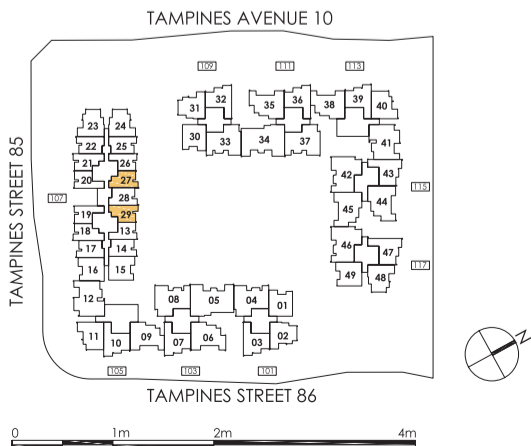
Legend: F - Fridge DB/ST - Distribution Board and Storage space
WC - Water Closet W - Washer cum Dryer A/C - Aircon
PES - Private Enclosed Space

TYPE ASI & ASI-P

1 - BEDROOM + STUDY 46 sqm / 495 sqft



KEY PLAN

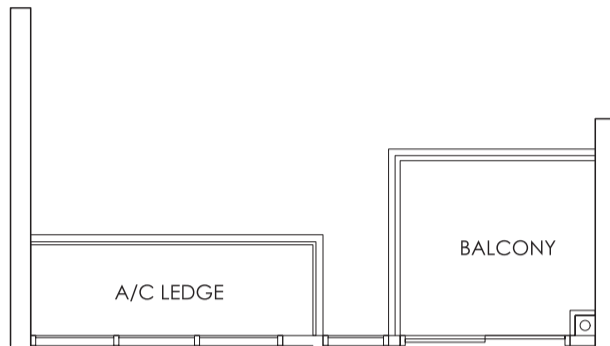


Area includes A/C ledge, balcony, PES, Roof Terrace and Void (where applicable). Orientation and facings will differ depending on the unit you are purchasing (please refer to key plan). All plans are not to scale and subject to changes as may be required by relevant authorities. All appliances and furniture shown in the plan are for illustration purpose only and not representation of fact. All floor areas are estimated and subjected to final survey.

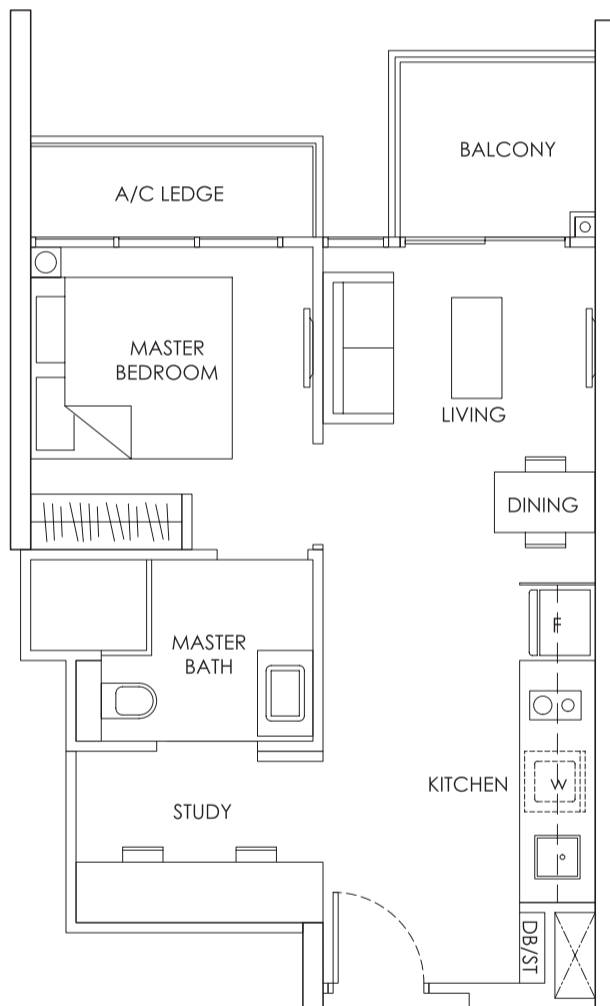
Legend: F - Fridge DB/ST - Distribution Board and Storage space
WC - Water Closet W - Washer cum Dryer A/C - Aircon
PES - Private Enclosed Space

TYPE AS2

1 - BEDROOM + STUDY 47 sqm / 506 sqft



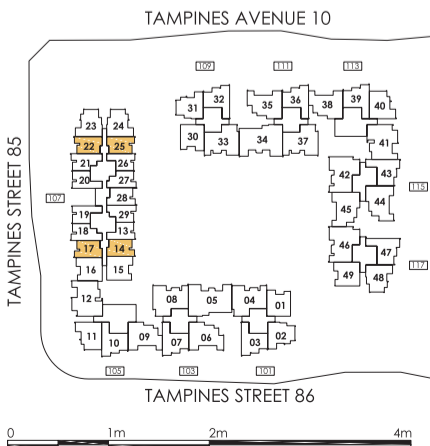
02-22 to 13-22
02-17* to 15-17*



02-14 to 14-14
02-25* to 13-25*

mirror units *

KEY PLAN

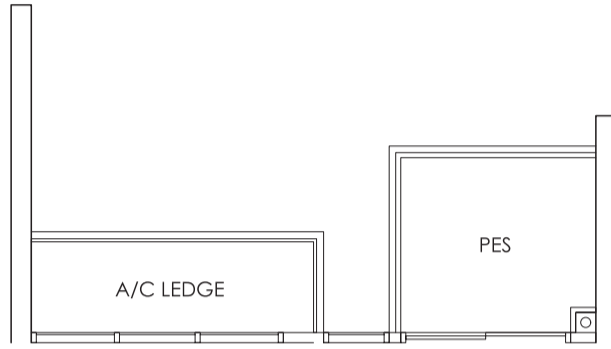


Area includes A/C ledge, balcony, PES, Roof Terrace and Void (where applicable). Orientation and facings will differ depending on the unit you are purchasing (please refer to key plan). All plans are not to scale and subject to changes as may be required by relevant authorities. All appliances and furniture shown in the plan are for illustration purpose only and not representation of fact. All floor areas are estimated and subjected to final survey.

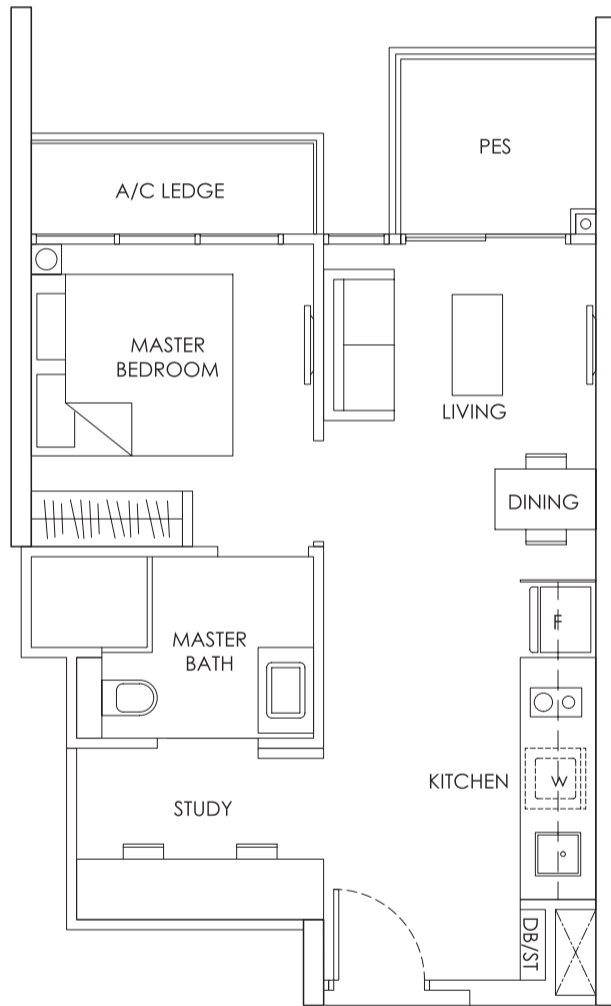
Legend: F - Fridge DB/ST - Distribution Board and Storage space
WC - Water Closet W - Washer cum Dryer A/C - Aircon
PES - Private Enclosed Space

TYPE AS2-P

1 - BEDROOM + STUDY 47 sqm / 506 sqft

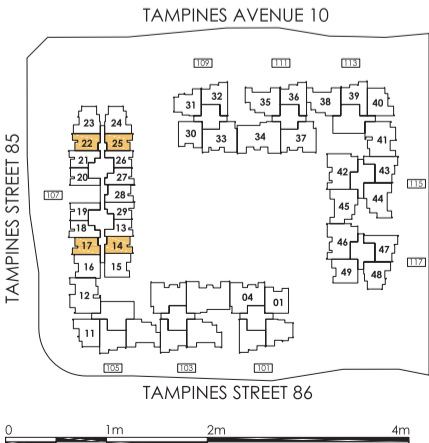


01-22
01-17*



01-14
01-25*
mirror units *

KEY PLAN

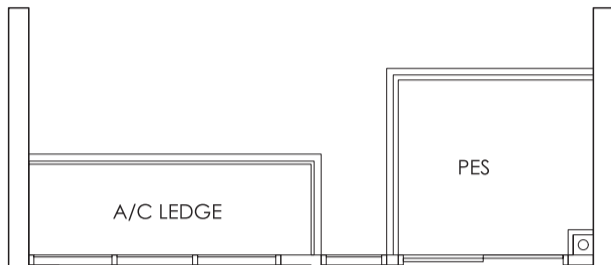


Area includes A/C ledge, balcony, PES, Roof Terrace and Void (where applicable). Orientation and facings will differ depending on the unit you are purchasing (please refer to key plan). All plans are not to scale and subject to changes as may be required by relevant authorities. All appliances and furniture shown in the plan are for illustration purpose only and not representation of fact. All floor areas are estimated and subjected to final survey.

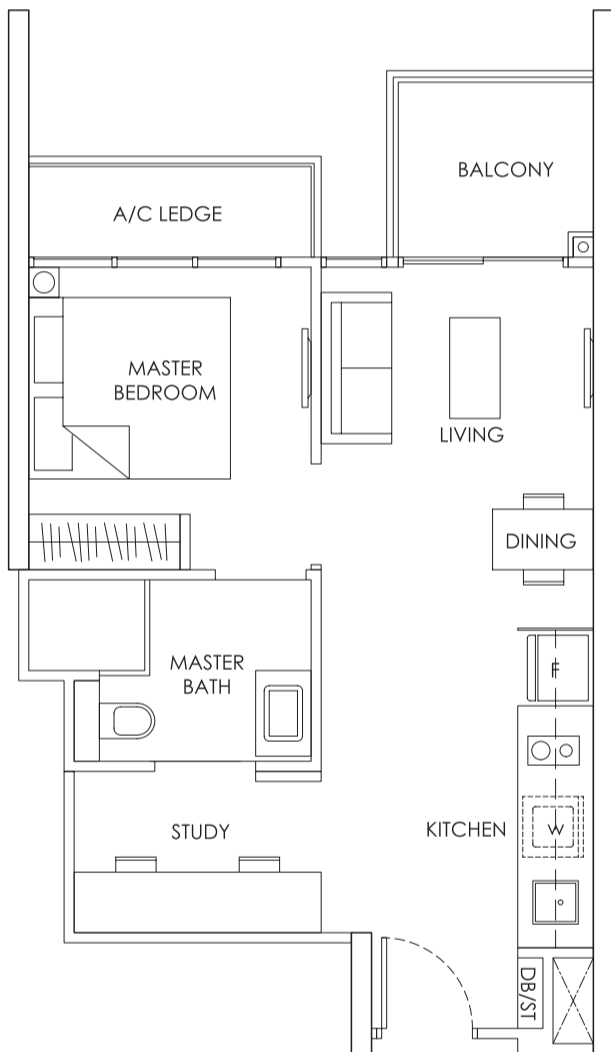
Legend: F - Fridge DB/ST - Distribution Board and Storage space
WC - Water Closet W - Washer cum Dryer A/C - Aircon
PES - Private Enclosed Space

TYPE AS3 & AS3-P

1 - BEDROOM + STUDY 47 sqm / 506 sqft

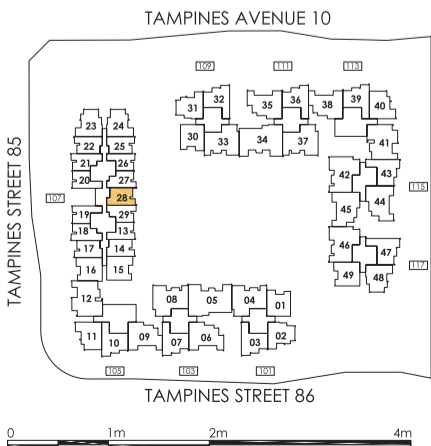


AS3-P



AS3

KEY PLAN

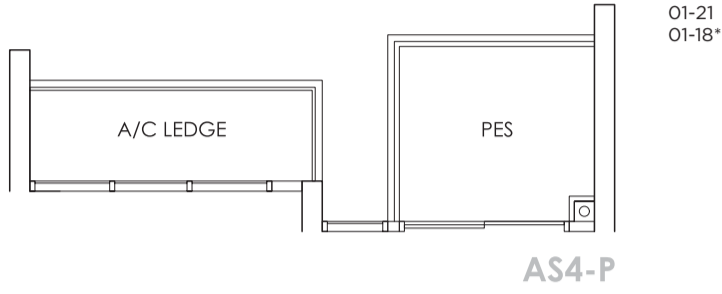


Area includes A/C ledge, balcony, PES, Roof Terrace and Void (where applicable). Orientation and facings will differ depending on the unit you are purchasing (please refer to key plan). All plans are not to scale and subject to changes as may be required by relevant authorities. All appliances and furniture shown in the plan are for illustration purpose only and not representation of fact. All floor areas are estimated and subjected to final survey.

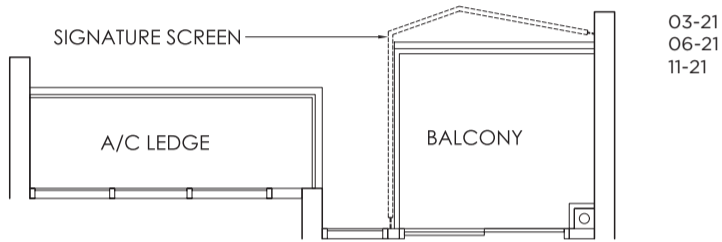
- Legend: F - Fridge DB/ST - Distribution Board and Storage space
 WC - Water Closet W - Washer cum Dryer A/C - Aircon
 PES - Private Enclosed Space

TYPE AS4 & AS4-P

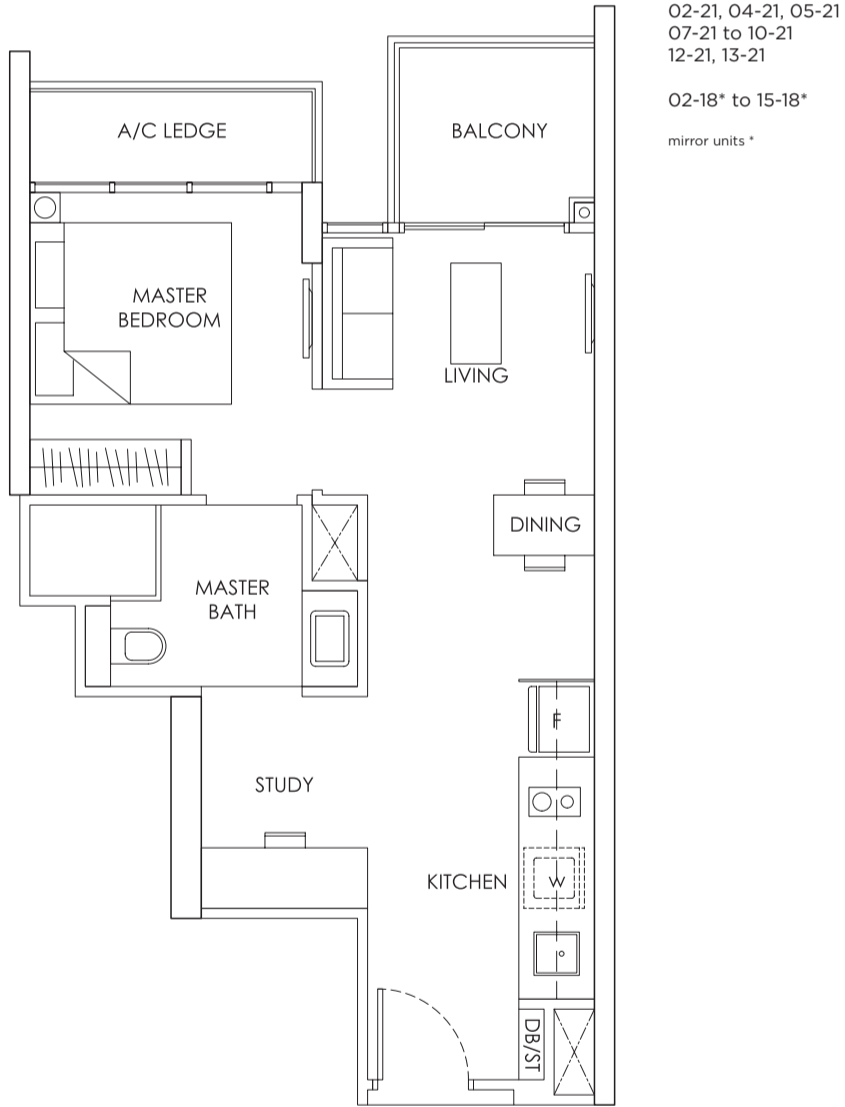
1 - BEDROOM + STUDY 47 sqm / 506 sqft



01-21
01-18*



03-21
06-21
11-21

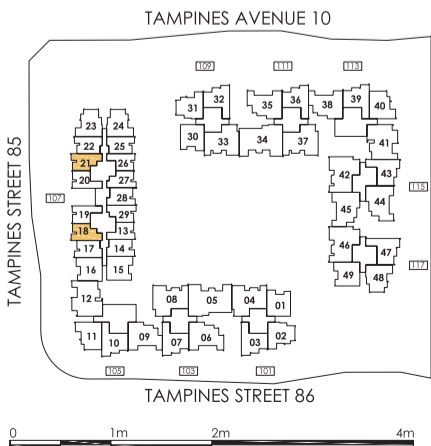


02-21, 04-21, 05-21
07-21 to 10-21
12-21, 13-21

02-18* to 15-18*
mirror units *

AS4

KEY PLAN

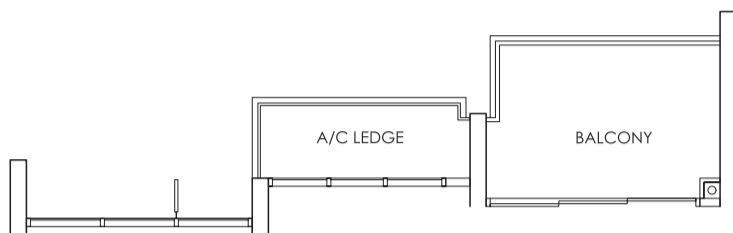


Area includes A/C ledge, balcony, PES, Roof Terrace and Void (where applicable). Orientation and facings will differ depending on the unit you are purchasing (please refer to key plan). All plans are not to scale and subject to changes as may be required by relevant authorities. All appliances and furniture shown in the plan are for illustration purpose only and not representation of fact. All floor areas are estimated and subjected to final survey.

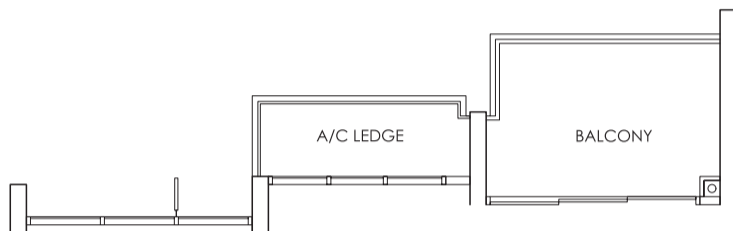
Legend: F - Fridge DB/ST - Distribution Board and Storage space
WC - Water Closet W - Washer cum Dryer A/C - Aircon
PES - Private Enclosed Space

TYPE B1

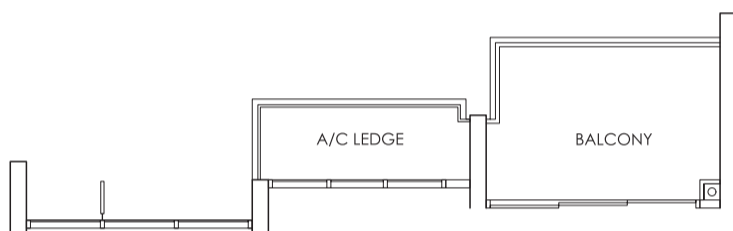
2 - BEDROOM 64 sqm / 689 sqft



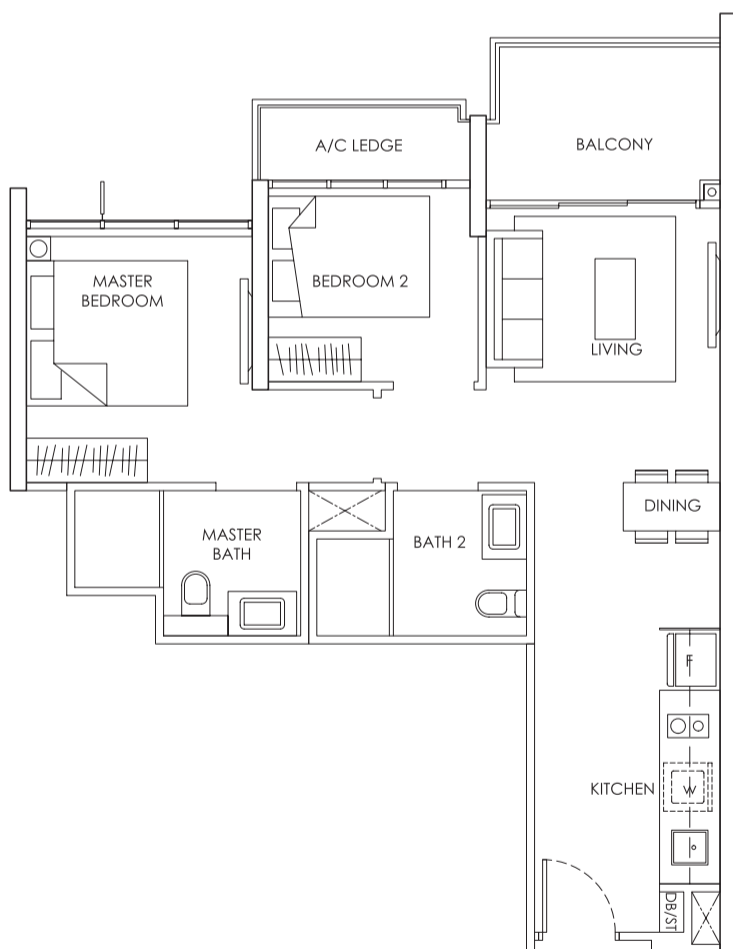
02-07, 07-07, 08-07, 09-07
02-36, 07-36, 08-36, 09-36



04-03, 06-03
04-32, 06-32, 07-32

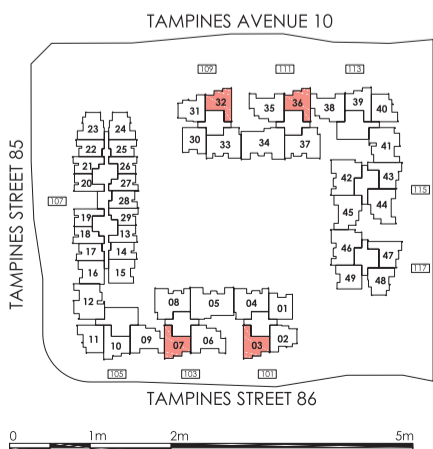


04-07, 05-07, 10-07, 11-07, 13-07
04-36, 05-36, 11-36, 12-36



02-03, 07-03, 08-03, 10-03
02-32, 08-32, 10-32

KEY PLAN

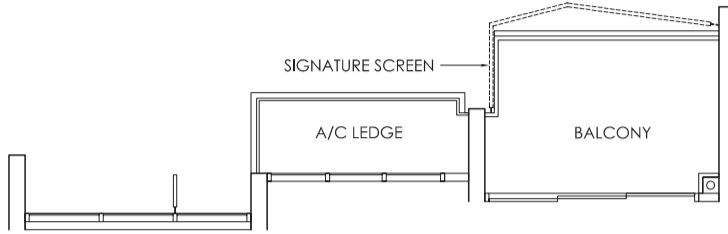


Area includes A/C ledge, balcony, PES, Roof Terrace and Void (where applicable). Orientation and facings will differ depending on the unit you are purchasing (please refer to key plan). All plans are not to scale and subject to changes as may be required by relevant authorities. All appliances and furniture shown in the plan are for illustration purpose only and not representation of fact. All floor areas are estimated and subjected to final survey.

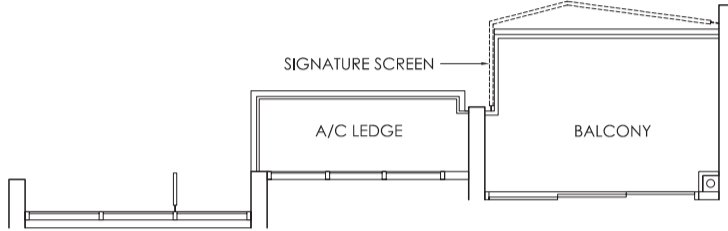
Legend: F - Fridge DB/ST - Distribution Board and Storage space
WC - Water Closet W - Washer cum Dryer A/C - Aircon
PES - Private Enclosed Space

TYPE B1 (CONTINUED)

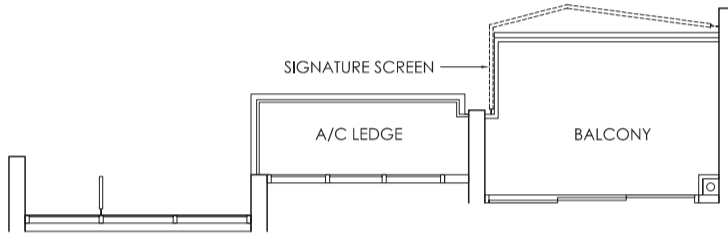
2 - BEDROOM 64 sqm / 689 sqft



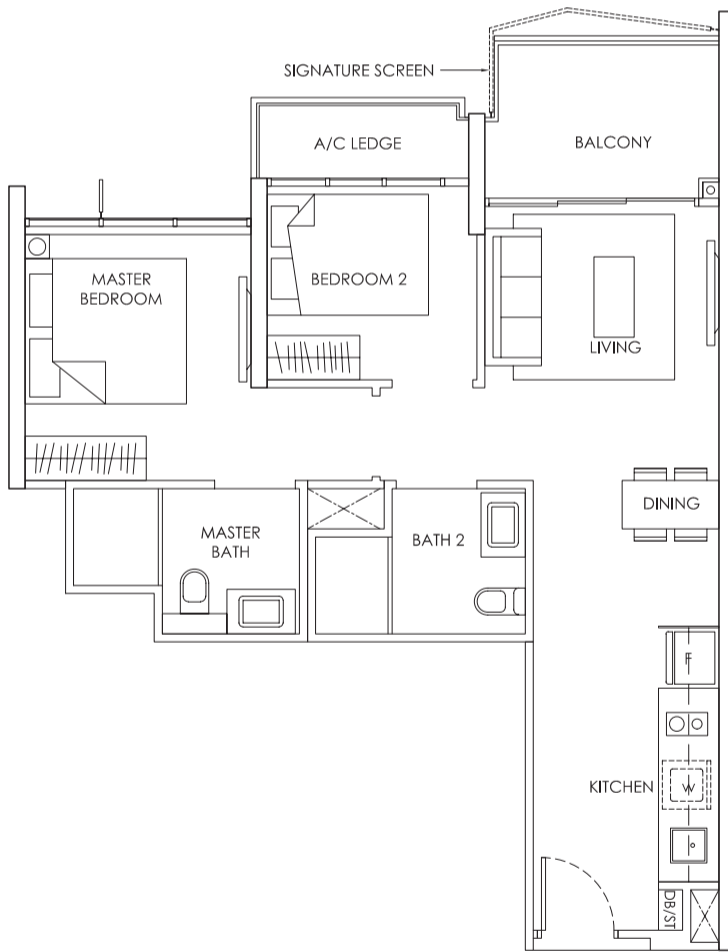
06-07
03-36, 10-36



03-03, 05-03
05-32

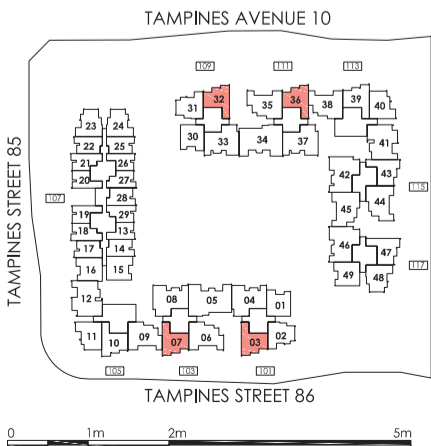


03-07, 12-07
06-36



09-03
03-32, 09-32

KEY PLAN

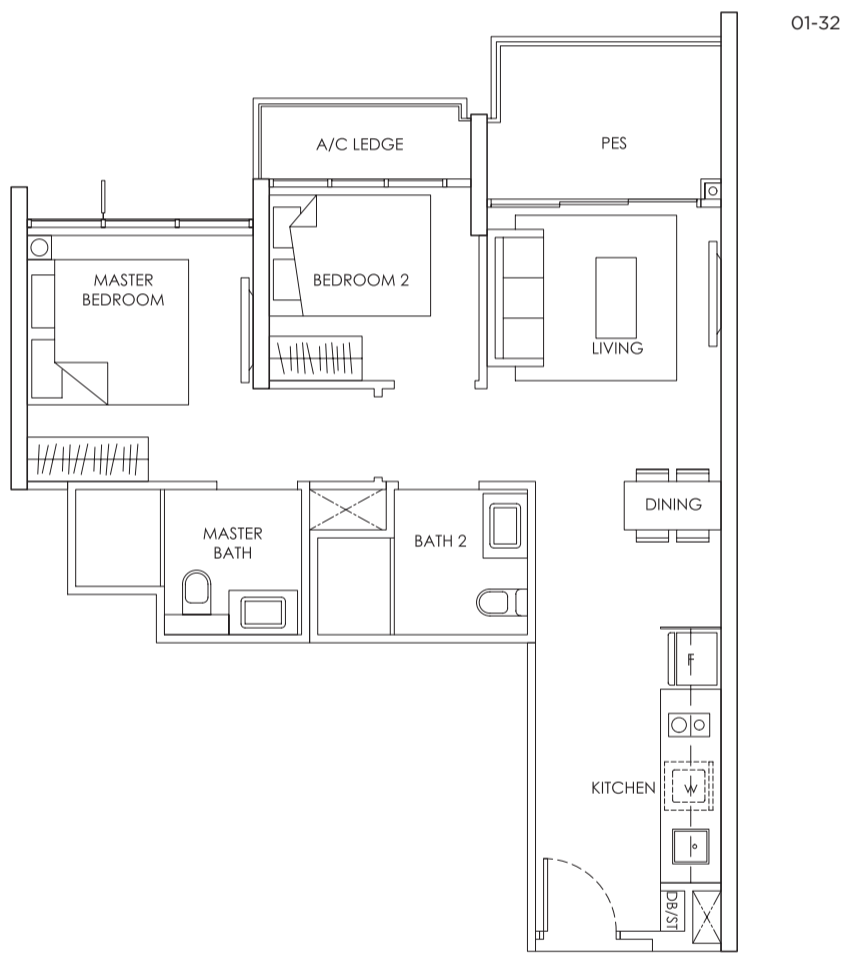
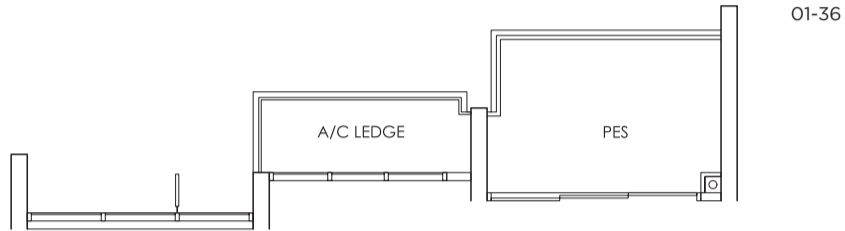


Area includes A/C ledge, balcony, PES, Roof Terrace and Void (where applicable). Orientation and facings will differ depending on the unit you are purchasing (please refer to key plan). All plans are not to scale and subject to changes as may be required by relevant authorities. All appliances and furniture shown in the plan are for illustration purpose only and not representation of fact. All floor areas are estimated and subjected to final survey.

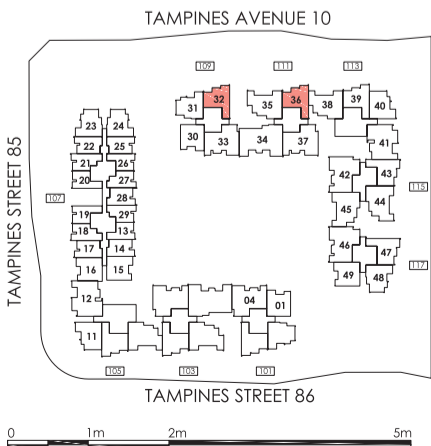
Legend: F - Fridge DB/ST - Distribution Board and Storage space
WC - Water Closet W - Washer cum Dryer A/C - Aircon
PES - Private Enclosed Space

TYPE B1-P

2 - BEDROOM 64 sqm / 689 sqft



KEY PLAN

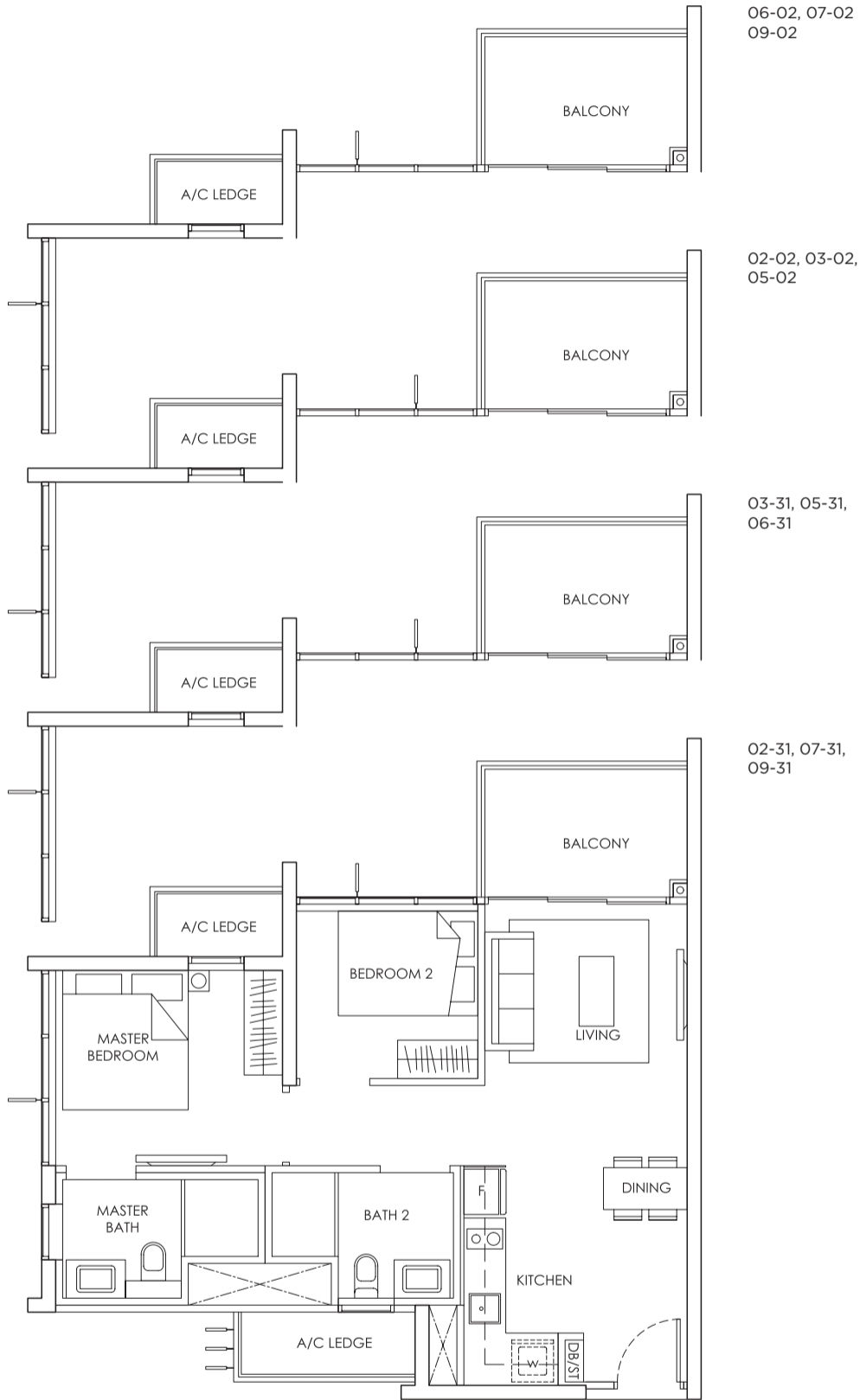


Area includes A/C ledge, balcony, PES, Roof Terrace and Void (where applicable). Orientation and facings will differ depending on the unit you are purchasing (please refer to key plan). All plans are not to scale and subject to changes as may be required by relevant authorities. All appliances and furniture shown in the plan are for illustration purpose only and not representation of fact. All floor areas are estimated and subjected to final survey.

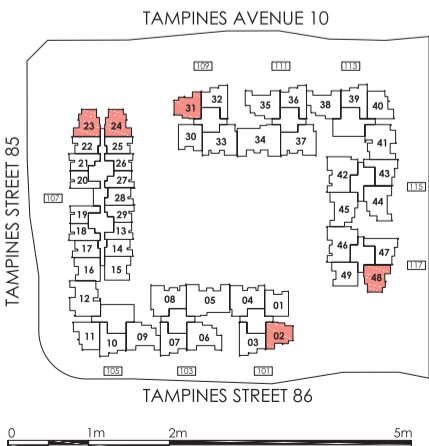
- Legend:
- F - Fridge
 - DB/ST - Distribution Board and Storage space
 - WC - Water Closet
 - W - Washer cum Dryer
 - A/C - Aircon
 - PES - Private Enclosed Space

TYPE B2 (STACK 02 & 31)

2 - BEDROOM 65 sqm / 700 sqft



KEY PLAN

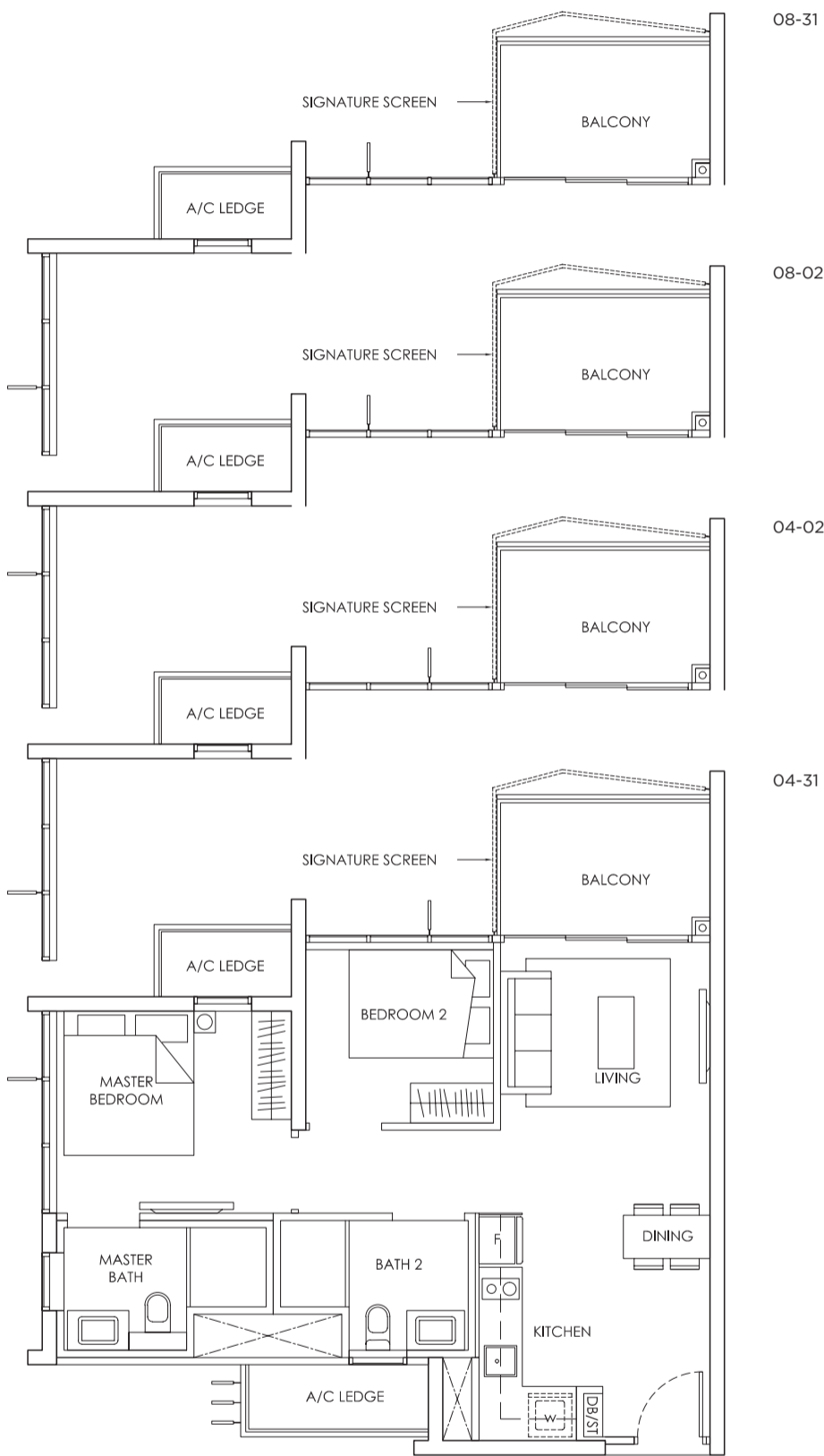


Area includes A/C ledge, balcony, PES, Roof Terrace and Void (where applicable). Orientation and facings will differ depending on the unit you are purchasing (please refer to key plan). All plans are not to scale and subject to changes as may be required by relevant authorities. All appliances and furniture shown in the plan are for illustration purpose only and not representation of fact. All floor areas are estimated and subjected to final survey.

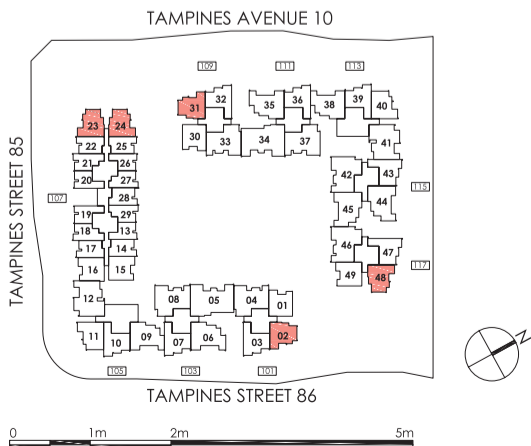
- Legend: **F** - Fridge **DB/ST** - Distribution Board and Storage space
WC - Water Closet **W** - Washer cum Dryer **A/C** - Aircon
PES - Private Enclosed Space

TYPE B2 (STACK 02 & 31)

2 - BEDROOM 65 sqm / 700 sqft



KEY PLAN

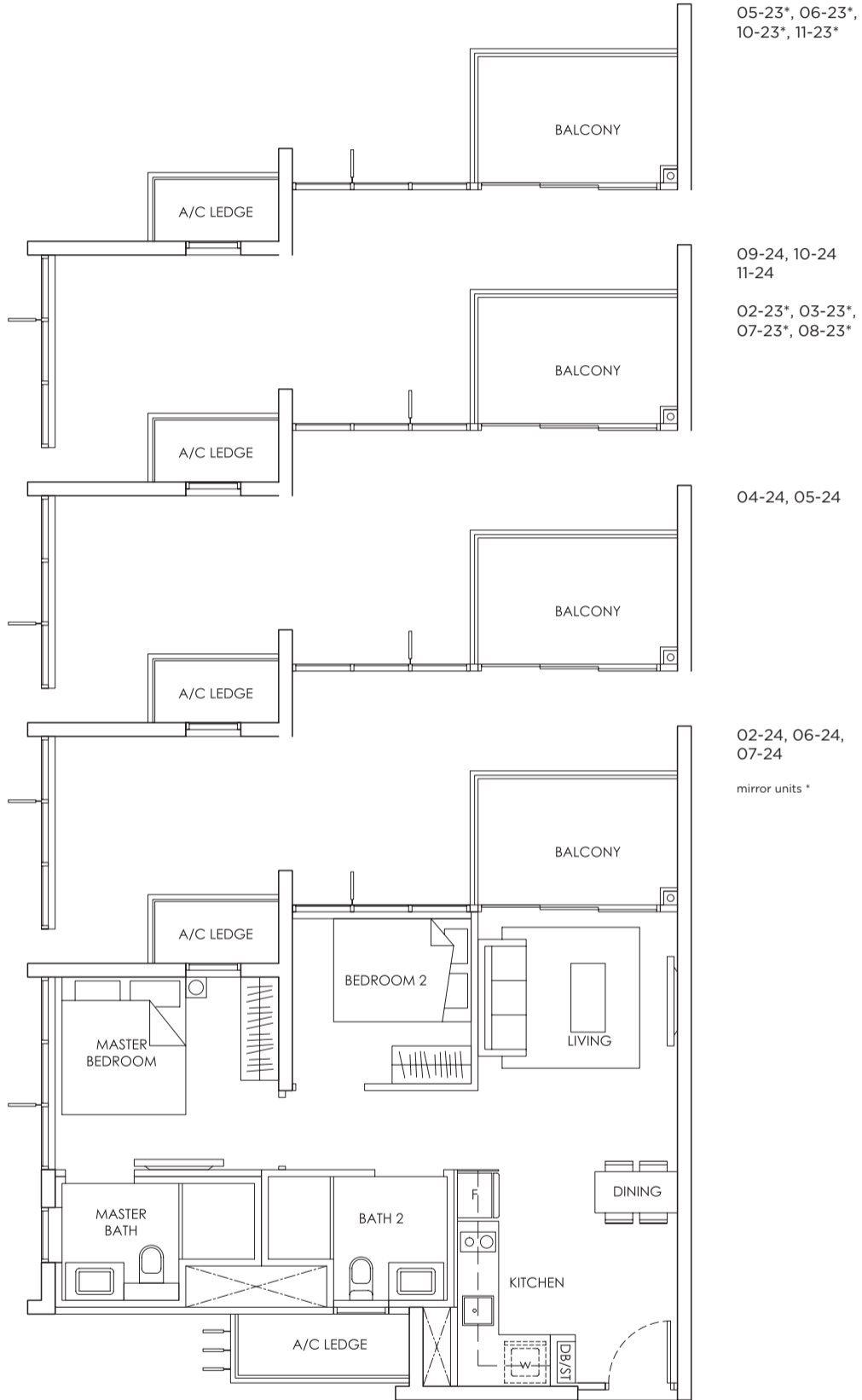


Area includes A/C ledge, balcony, PES, Roof Terrace and Void (where applicable). Orientation and facings will differ depending on the unit you are purchasing (please refer to key plan). All plans are not to scale and subject to changes as may be required by relevant authorities. All appliances and furniture shown in the plan are for illustration purpose only and not representation of fact. All floor areas are estimated and subjected to final survey.

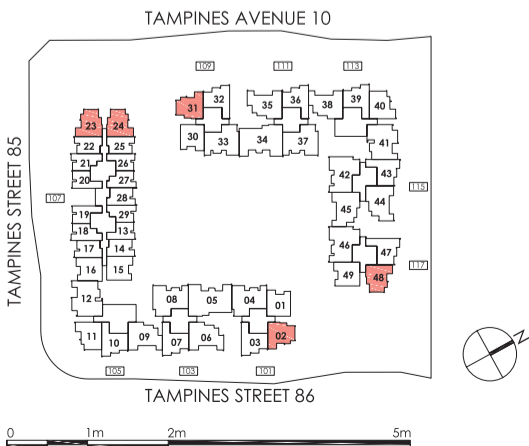
Legend: F - Fridge DB/ST - Distribution Board and Storage space
 WC - Water Closet W - Washer cum Dryer A/C - Aircon
 PES - Private Enclosed Space

TYPE B2 (STACK 23 & 24)

2 - BEDROOM 65 sqm / 700 sqft



KEY PLAN

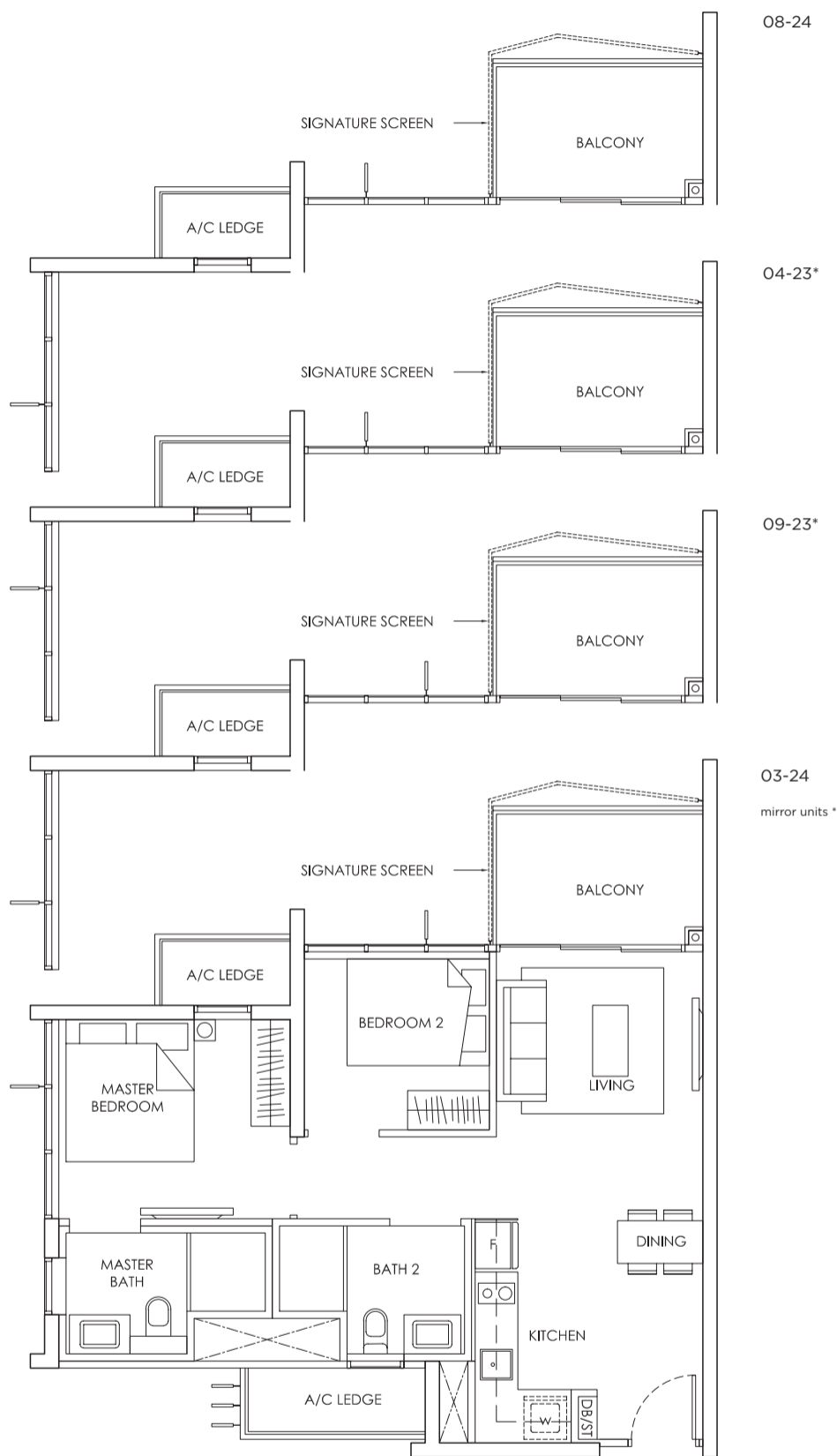


Area includes A/C ledge, balcony, PES, Roof Terrace and Void (where applicable). Orientation and facings will differ depending on the unit you are purchasing (please refer to key plan). All plans are not to scale and subject to changes as may be required by relevant authorities. All appliances and furniture shown in the plan are for illustration purpose only and not representation of fact. All floor areas are estimated and subjected to final survey.

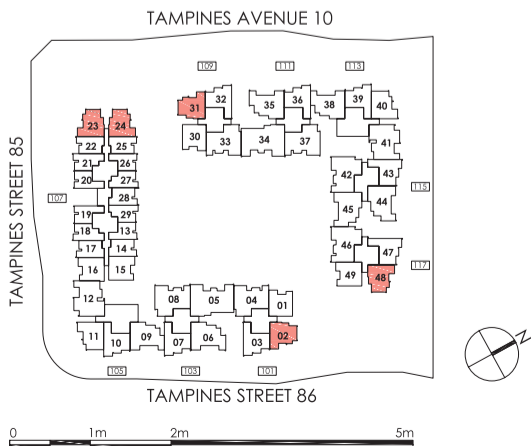
Legend: F - Fridge DB/ST - Distribution Board and Storage space
 WC - Water Closet W - Washer cum Dryer A/C - Aircon
 PES - Private Enclosed Space

TYPE B2 (STACK 23 & 24)

2 - BEDROOM 65 sqm / 700 sqft



KEY PLAN

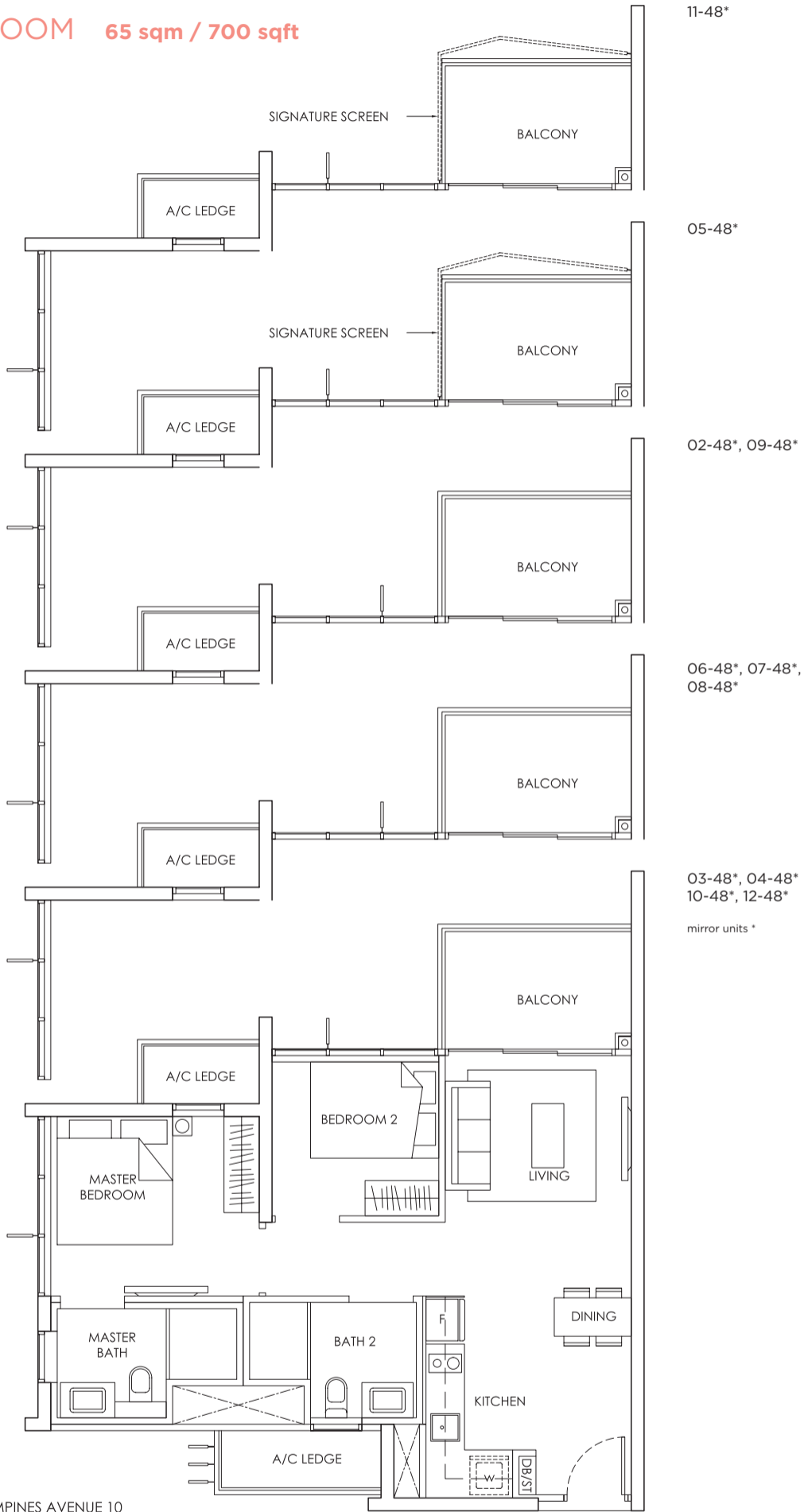


Area includes A/C ledge, balcony, PES, Roof Terrace and Void (where applicable). Orientation and facings will differ depending on the unit you are purchasing (please refer to key plan). All plans are not to scale and subject to changes as may be required by relevant authorities. All appliances and furniture shown in the plan are for illustration purpose only and not representation of fact. All floor areas are estimated and subjected to final survey.

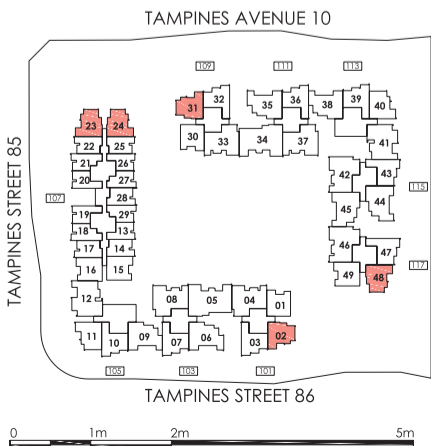
- Legend: F - Fridge DB/ST - Distribution Board and Storage space
 WC - Water Closet W - Washer cum Dryer A/C - Aircon
 PES - Private Enclosed Space

TYPE B2 (STACK 48)

2 - BEDROOM 65 sqm / 700 sqft



KEY PLAN

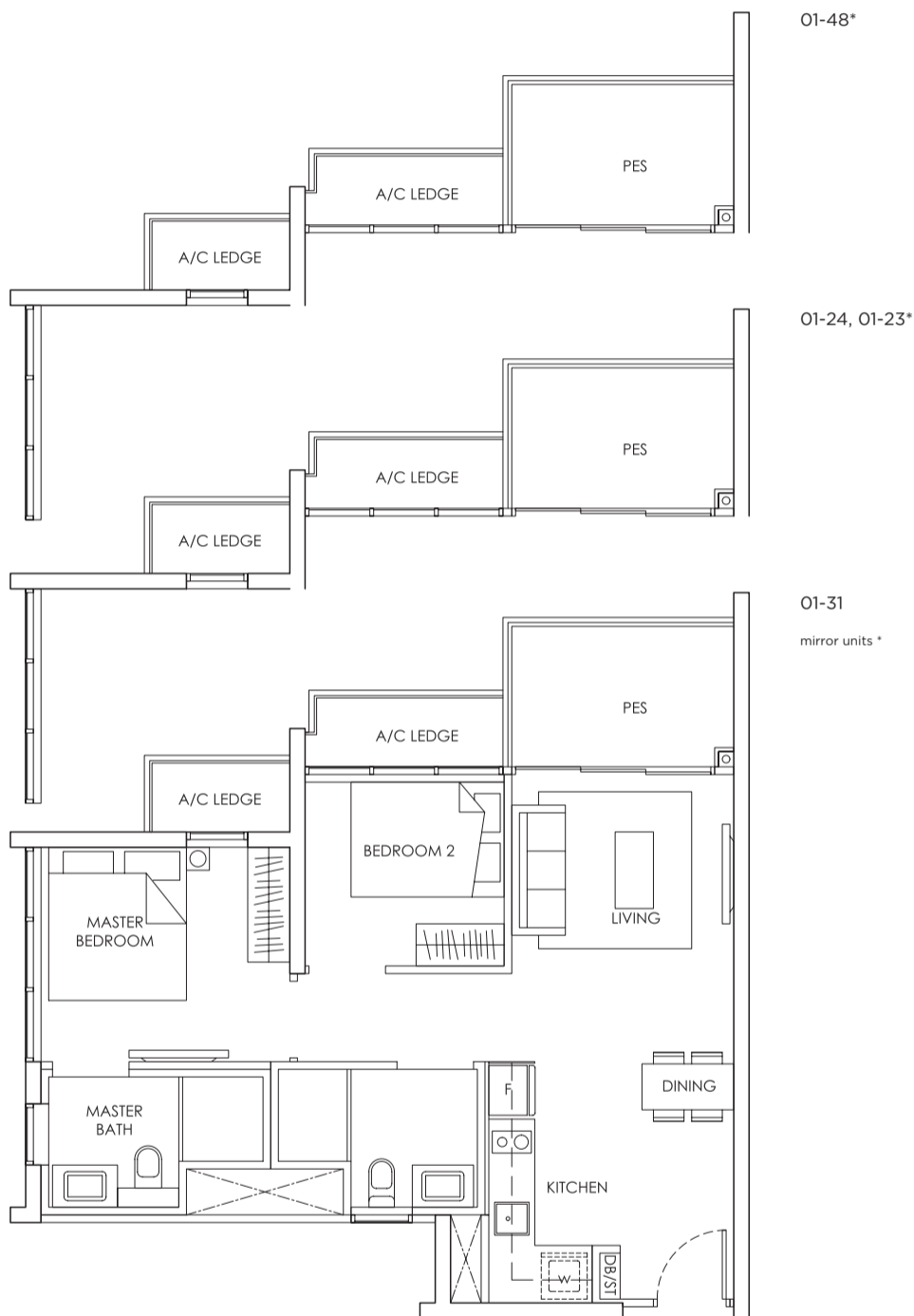


Area includes A/C ledge, balcony, PES, Roof Terrace and Void (where applicable). Orientation and facings will differ depending on the unit you are purchasing (please refer to key plan). All plans are not to scale and subject to changes as may be required by relevant authorities. All appliances and furniture shown in the plan are for illustration purpose only and not representation of fact. All floor areas are estimated and subjected to final survey.

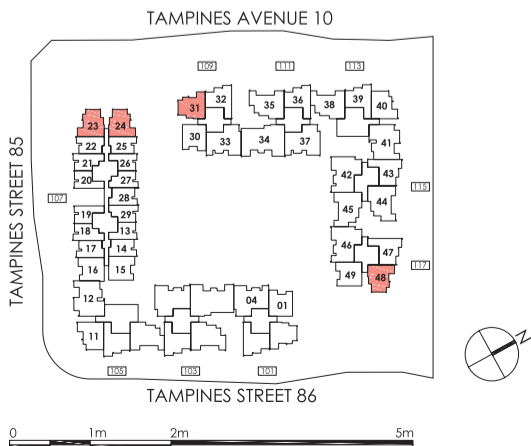
- Legend: **F** - Fridge **DB/ST** - Distribution Board and Storage space
WC - Water Closet **W** - Washer cum Dryer **A/C** - Aircon
PES - Private Enclosed Space

TYPE B2-P

2 - BEDROOM 65 sqm / 700 sqft



KEY PLAN

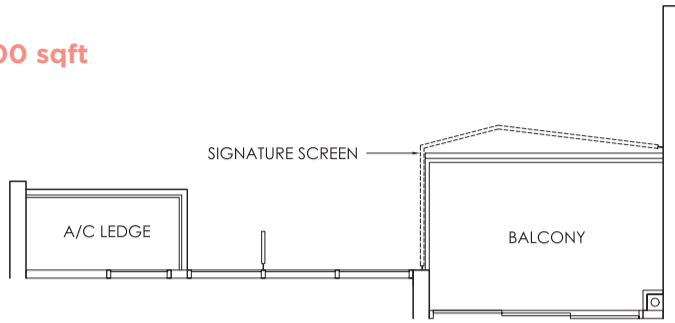


Area includes A/C ledge, balcony, PES, Roof Terrace and Void (where applicable). Orientation and facings will differ depending on the unit you are purchasing (please refer to key plan). All plans are not to scale and subject to changes as may be required by relevant authorities. All appliances and furniture shown in the plan are for illustration purpose only and not representation of fact. All floor areas are estimated and subjected to final survey.

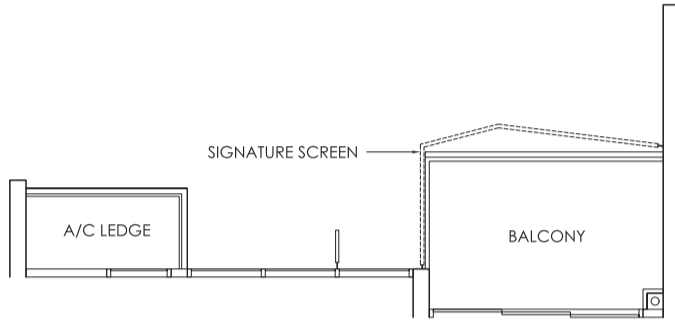
Legend: F - Fridge DB/ST - Distribution Board and Storage space
 WC - Water Closet W - Washer cum Dryer A/C - Aircon
 PES - Private Enclosed Space

TYPE B3 (STACK 01, 30 & 49)

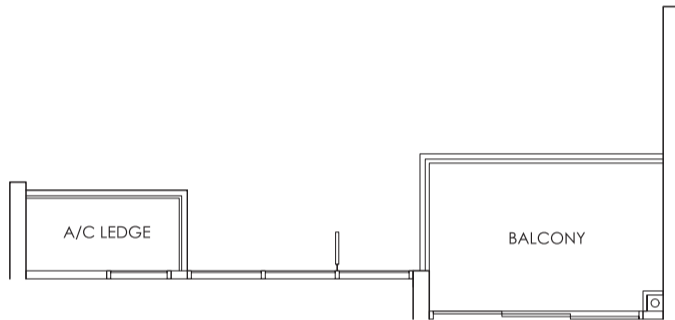
2 - BEDROOM 65 sqm / 700 sqft



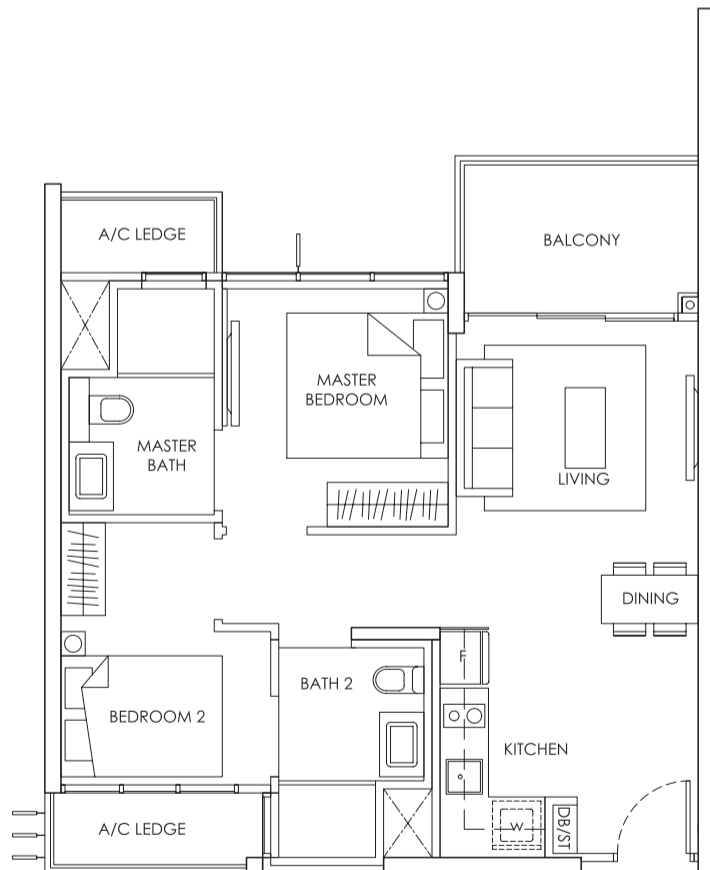
03-49
06-01*, 08-01*
06-30*



08-49
03-01*
03-30, 08-30*

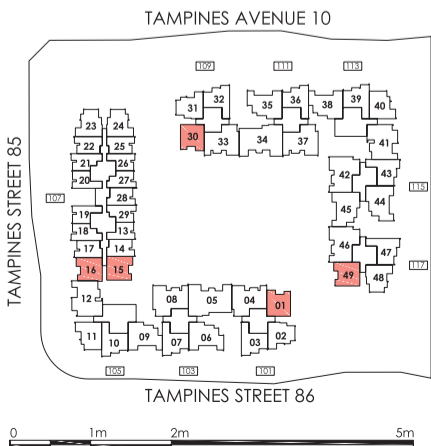


05-49, 06-49,
07-49
04-01*, 05-01*,
09-01*
02-30*, 04-30*,
09-30*



02-49, 04-49
09-49 to 12-49
02-01*, 07-01*
05-30*, 07-30*
mirror units *

KEY PLAN

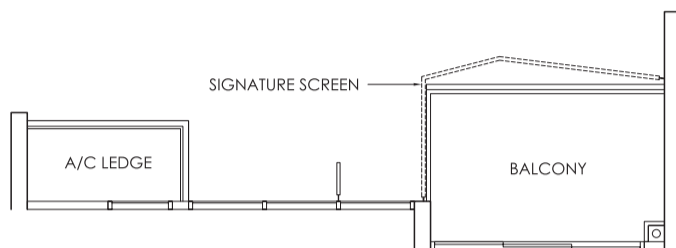


Area includes A/C ledge, balcony, PES, Roof Terrace and Void (where applicable). Orientation and facings will differ depending on the unit you are purchasing (please refer to key plan). All plans are not to scale and subject to changes as may be required by relevant authorities. All appliances and furniture shown in the plan are for illustration purpose only and not representation of fact. All floor areas are estimated and subjected to final survey.

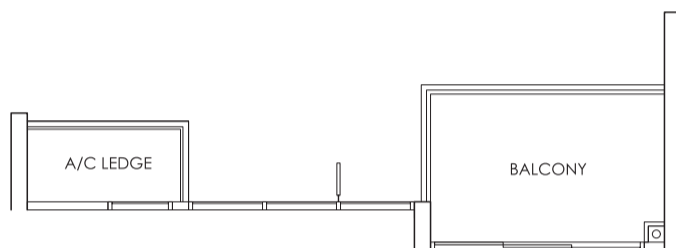
Legend: F - Fridge DB/ST - Distribution Board and Storage space
WC - Water Closet W - Washer cum Dryer A/C - Aircon
PES - Private Enclosed Space

TYPE B3 (STACK 15)

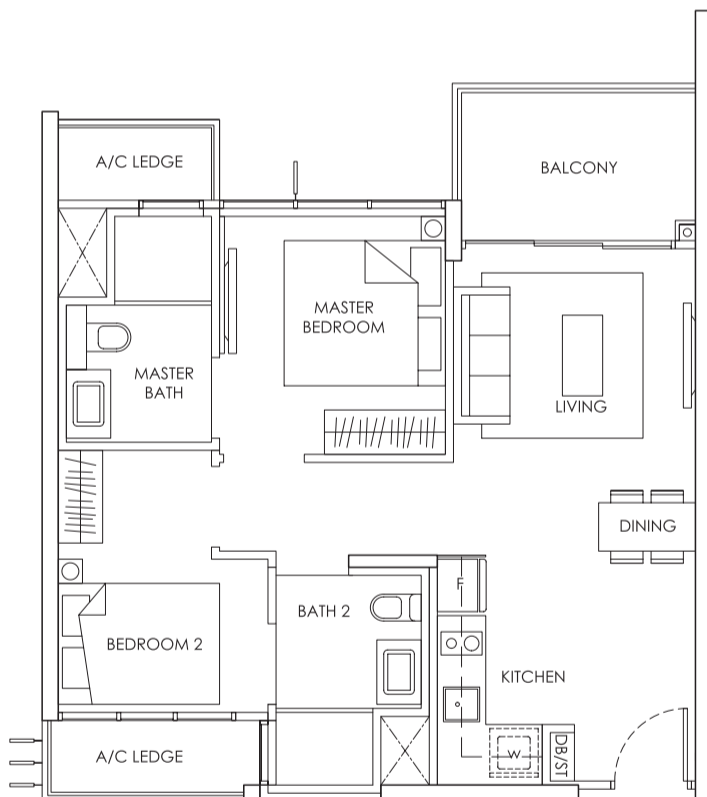
2 - BEDROOM 65 sqm / 700 sqft



03-15*, 09-15*, 14-15*



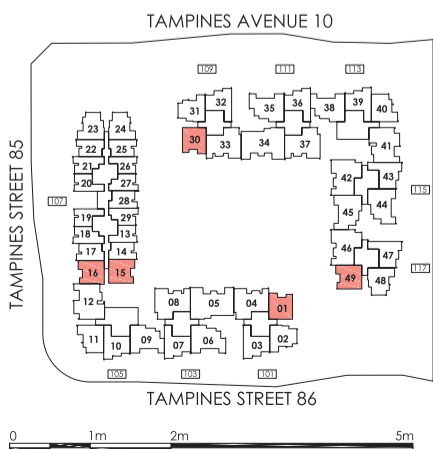
02-15*, 07-15*, 08-15*



04-15* to 06-15*
10-15* to 13-15*

mirror units *

KEY PLAN

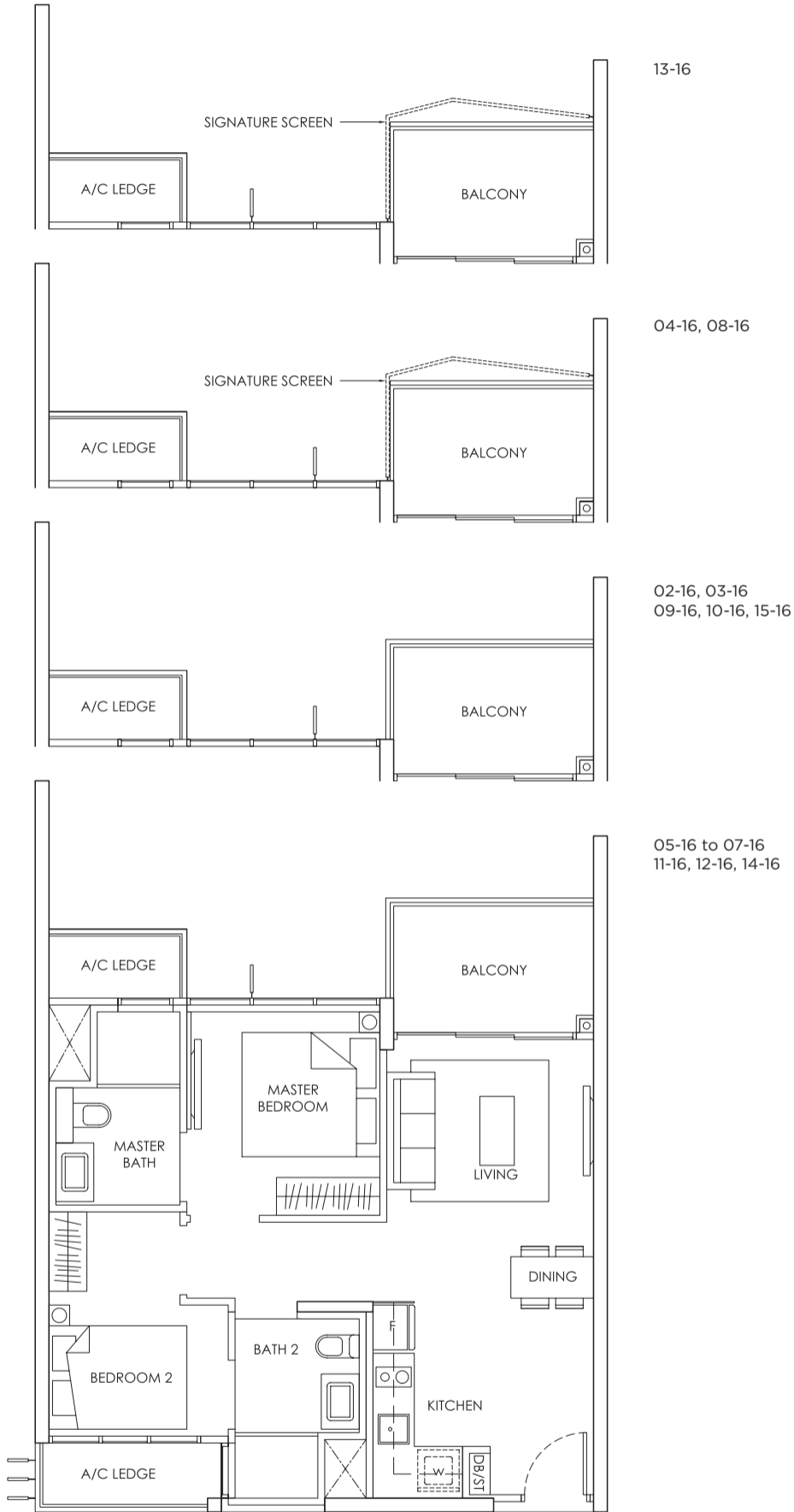


Area includes A/C ledge, balcony, PES, Roof Terrace and Void (where applicable). Orientation and facings will differ depending on the unit you are purchasing (please refer to key plan). All plans are not to scale and subject to changes as may be required by relevant authorities. All appliances and furniture shown in the plan are for illustration purpose only and not representation of fact. All floor areas are estimated and subjected to final survey.

Legend: F - Fridge DB/ST - Distribution Board and Storage space
WC - Water Closet W - Washer cum Dryer A/C - Aircon
PES - Private Enclosed Space

TYPE B3 (STACK 16)

2 - BEDROOM 65 sqm / 700 sqft



13-16

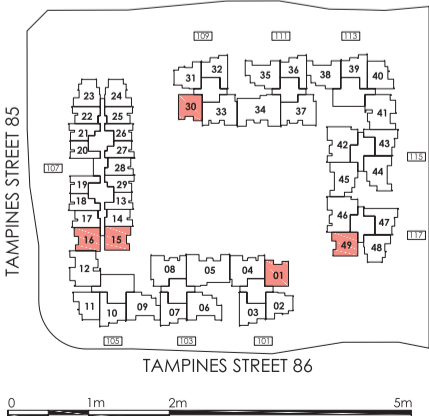
04-16, 08-16

02-16, 03-16
09-16, 10-16, 15-16

05-16 to 07-16
11-16, 12-16, 14-16

KEY PLAN

TAMPINES AVENUE 10

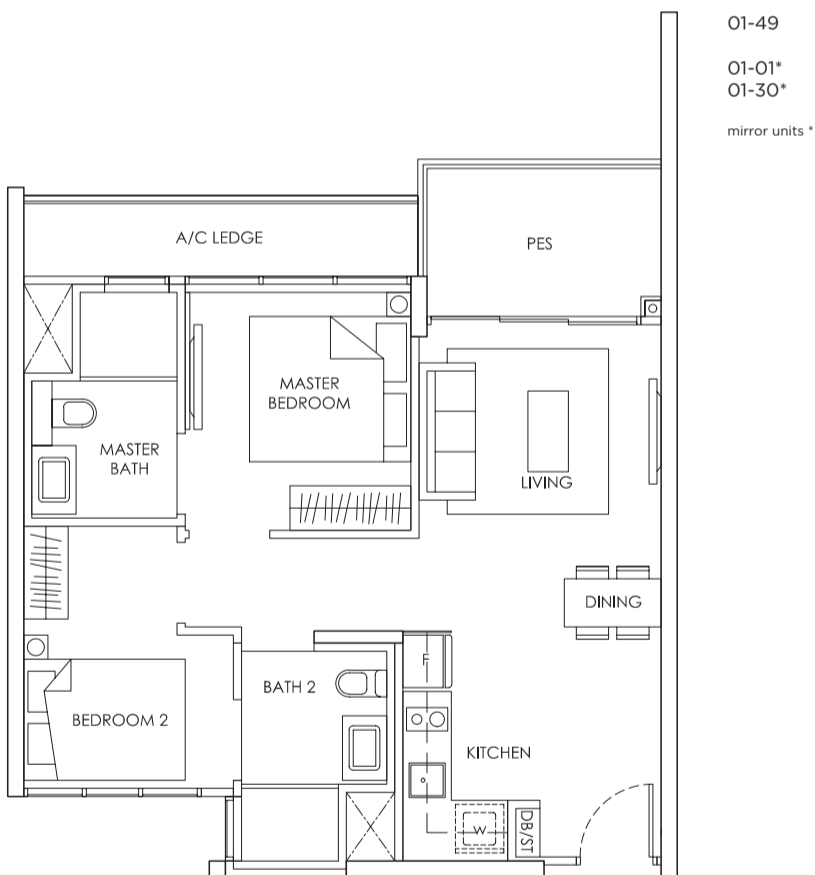
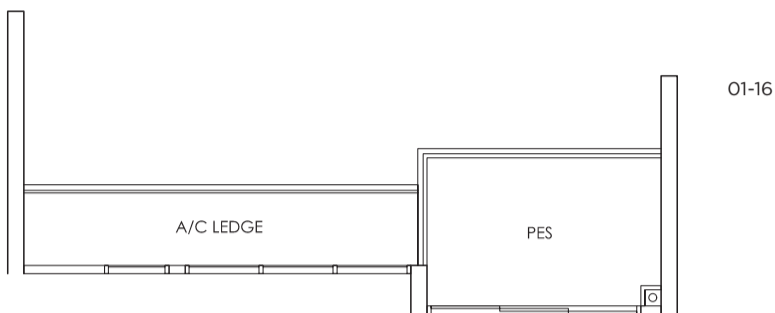


Area includes A/C ledge, balcony, PES, Roof Terrace and Void (where applicable). Orientation and facings will differ depending on the unit you are purchasing (please refer to key plan). All plans are not to scale and subject to changes as may be required by relevant authorities. All appliances and furniture shown in the plan are for illustration purpose only and not representation of fact. All floor areas are estimated and subjected to final survey.

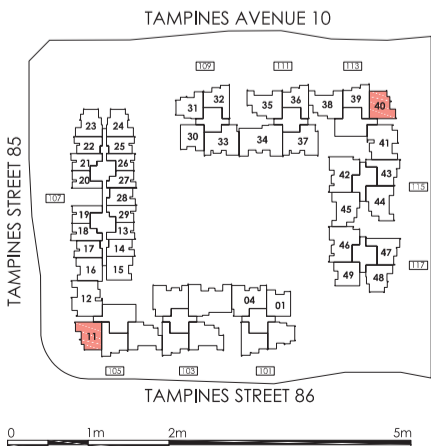
Legend: **F** - Fridge **DB/ST** - Distribution Board and Storage space
WC - Water Closet **W** - Washer cum Dryer **A/C** - Aircon
PES - Private Enclosed Space

TYPE B3-P

2 - BEDROOM 65 sqm / 700 sqft



KEY PLAN

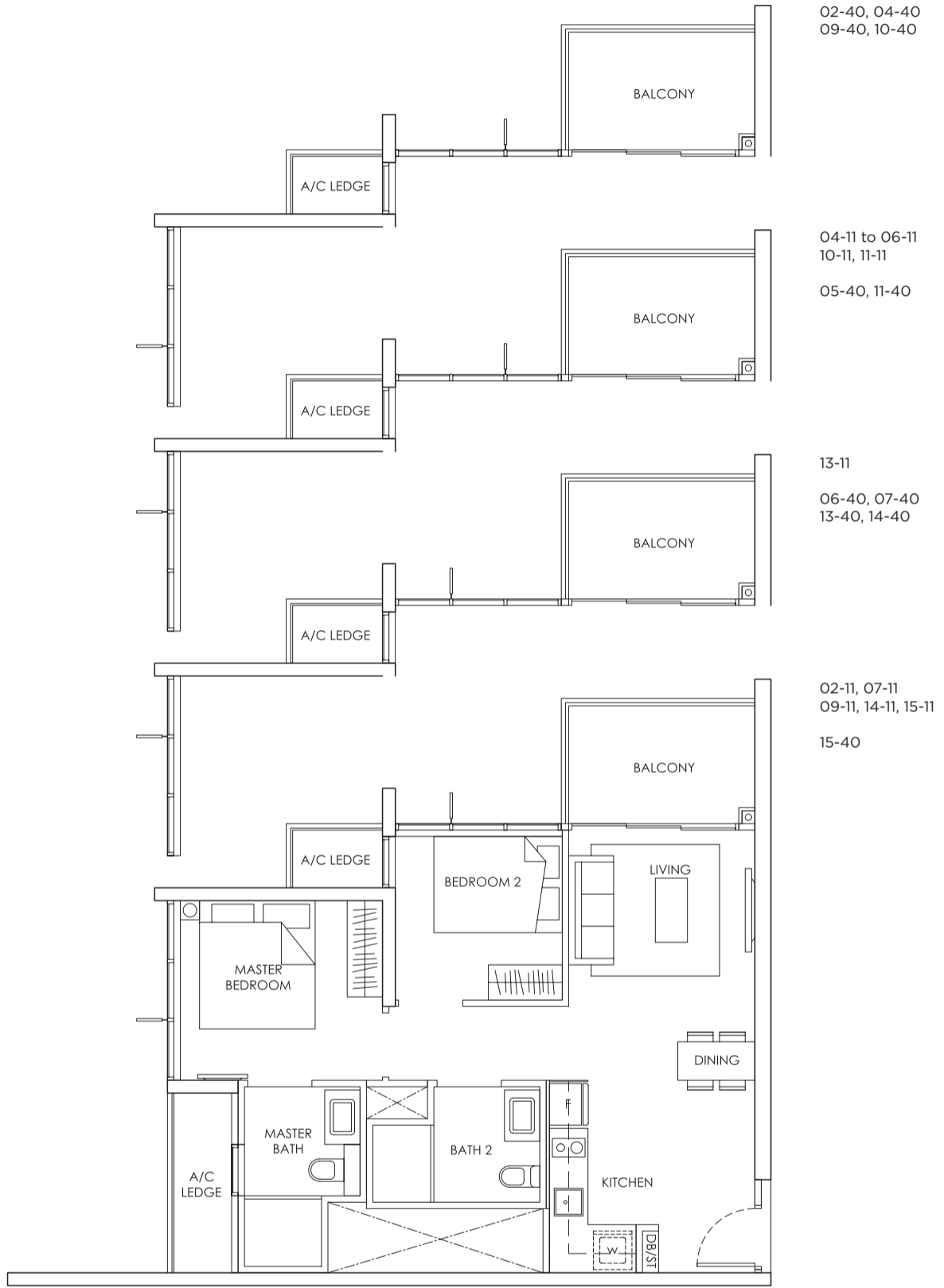


Area includes A/C ledge, balcony, PES, Roof Terrace and Void (where applicable). Orientation and facings will differ depending on the unit you are purchasing (please refer to key plan). All plans are not to scale and subject to changes as may be required by relevant authorities. All appliances and furniture shown in the plan are for illustration purpose only and not representation of fact. All floor areas are estimated and subjected to final survey.

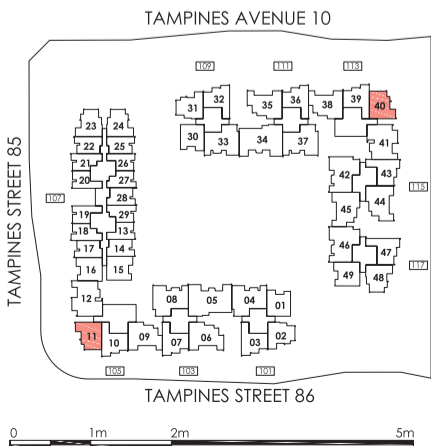
Legend: F - Fridge DB/ST - Distribution Board and Storage space
WC - Water Closet W - Washer cum Dryer A/C - Aircon
PES - Private Enclosed Space

TYPE B4

2 - BEDROOM 65 sqm / 700 sqft



KEY PLAN

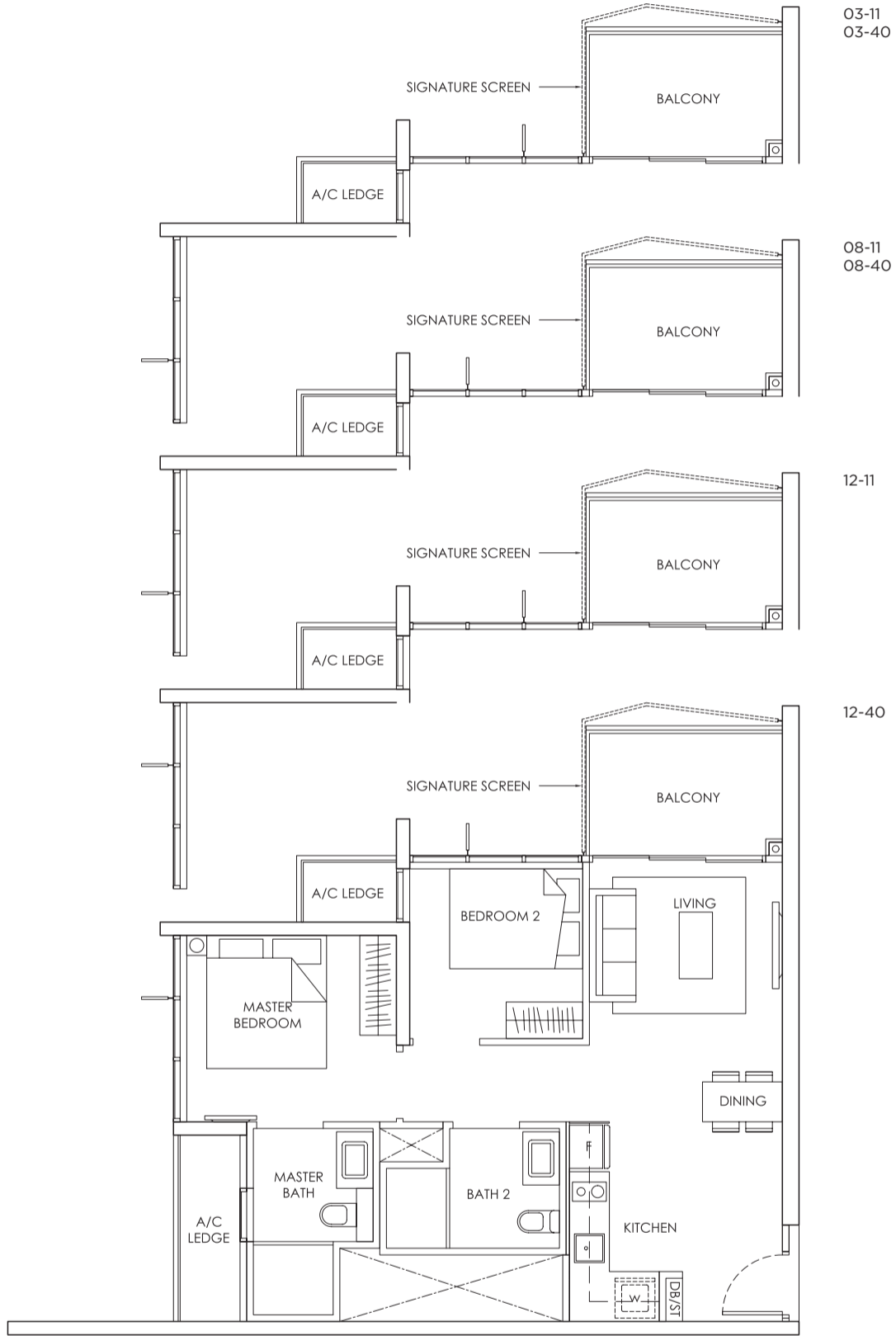


Area includes A/C ledge, balcony, PES, Roof Terrace and Void (where applicable). Orientation and facings will differ depending on the unit you are purchasing (please refer to key plan). All plans are not to scale and subject to changes as may be required by relevant authorities. All appliances and furniture shown in the plan are for illustration purpose only and not representation of fact. All floor areas are estimated and subjected to final survey.

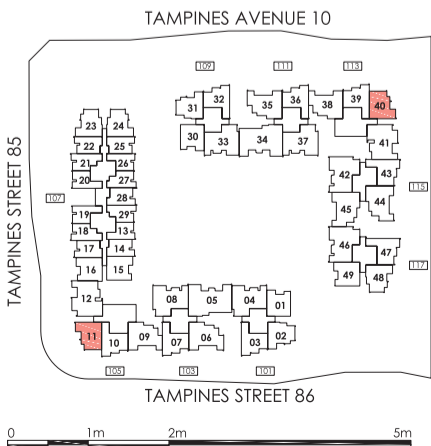
- Legend: F - Fridge DB/ST - Distribution Board and Storage space
WC - Water Closet W - Washer cum Dryer A/C - Aircon
PES - Private Enclosed Space

TYPE B4 (CONTINUED)

2 - BEDROOM 65 sqm / 700 sqft



KEY PLAN

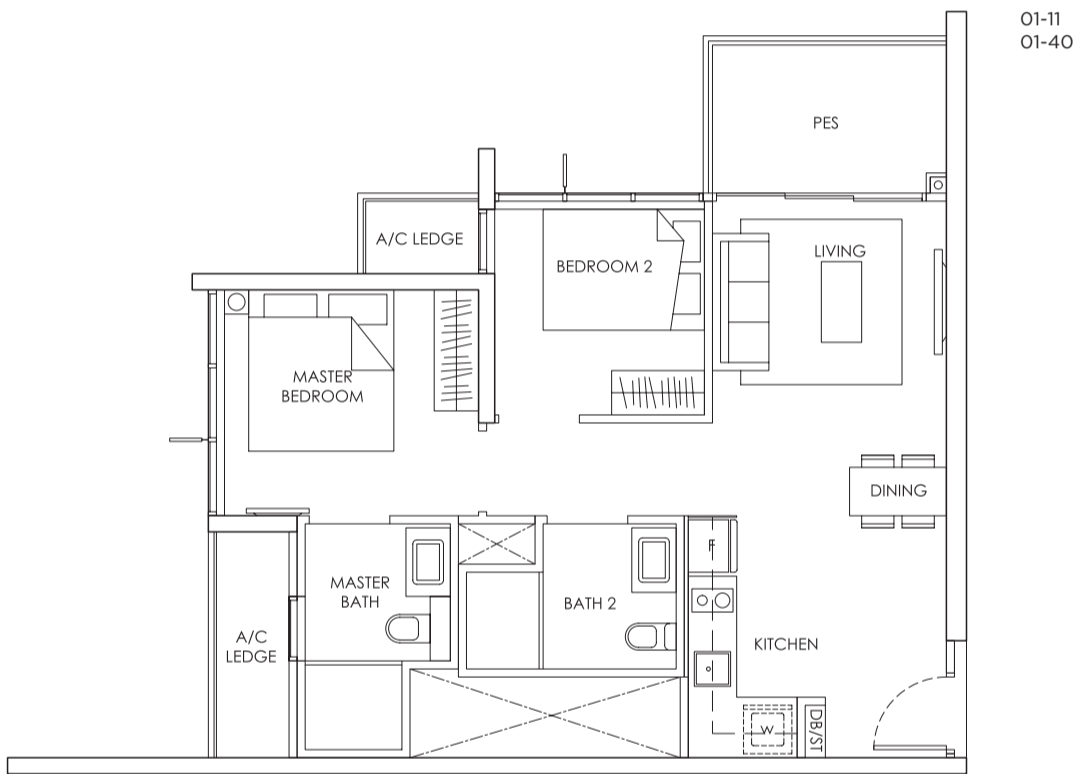


Area includes A/C ledge, balcony, PES, Roof Terrace and Void (where applicable). Orientation and facings will differ depending on the unit you are purchasing (please refer to key plan). All plans are not to scale and subject to changes as may be required by relevant authorities. All appliances and furniture shown in the plan are for illustration purpose only and not representation of fact. All floor areas are estimated and subjected to final survey.

- Legend: F - Fridge DB/ST - Distribution Board and Storage space
 WC - Water Closet W - Washer cum Dryer A/C - Aircon
 PES - Private Enclosed Space

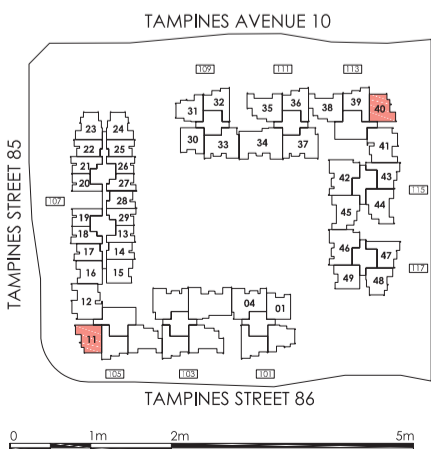
TYPE B4-P

2 - BEDROOM 65 sqm / 700 sqft



01-11
01-40

KEY PLAN

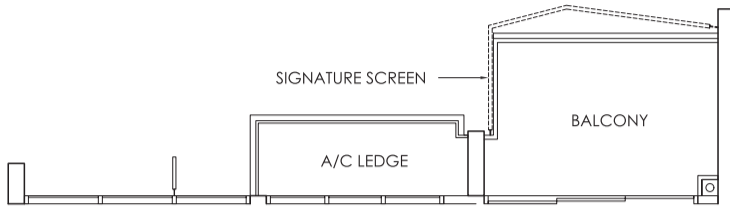


Area includes A/C ledge, balcony, PES, Roof Terrace and Void (where applicable). Orientation and facings will differ depending on the unit you are purchasing (please refer to key plan). All plans are not to scale and subject to changes as may be required by relevant authorities. All appliances and furniture shown in the plan are for illustration purpose only and not representation of fact. All floor areas are estimated and subjected to final survey.

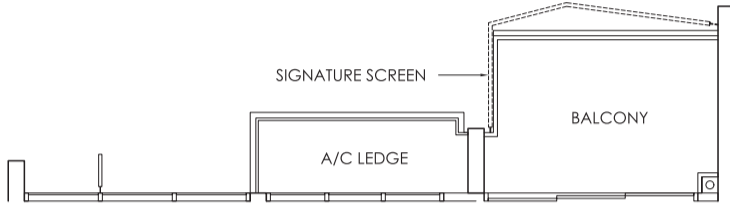
- Legend: **F** - Fridge **DB/ST** - Distribution Board and Storage space
WC - Water Closet **W** - Washer cum Dryer **A/C** - Aircon
PES - Private Enclosed Space

TYPE BSI

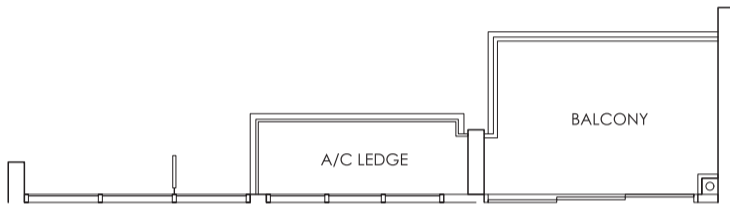
2 - BEDROOM + STUDY 64 sqm / 689 sqft



12-43*
03-47*, 08-47*



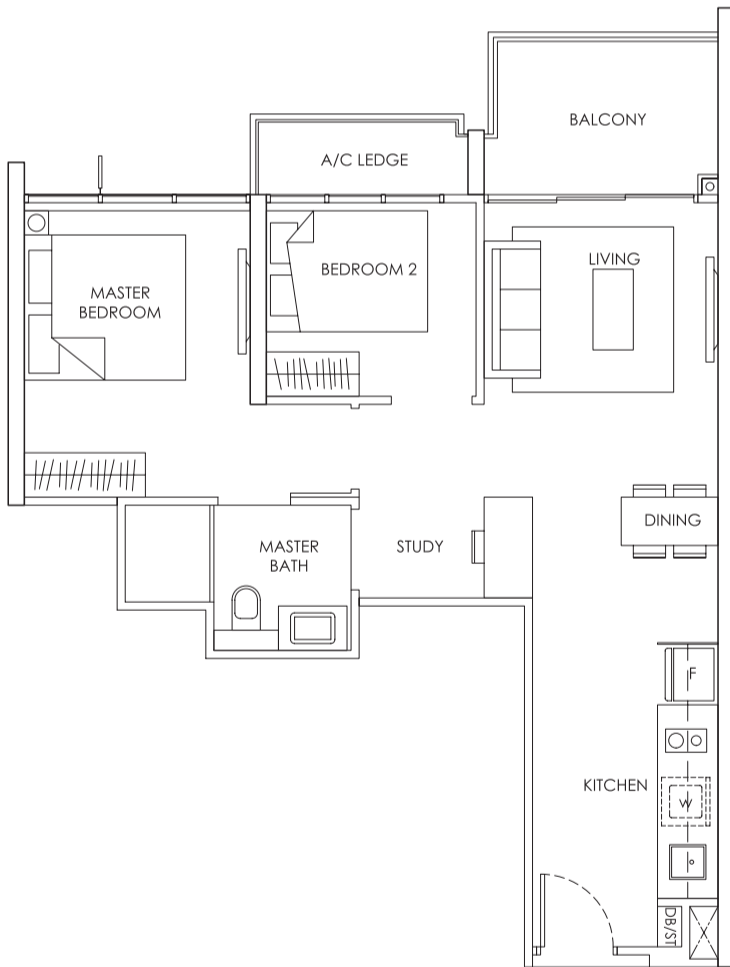
03-43*, 08-43*
12-47*



03-10 to 05-10, 09-10 to 12-10
04-39 to 06-39, 10-39 to 13-39

04-43* to 06-43*
10-43*, 11-43*, 13-43*

02-47*, 07-47*, 09-47*, 10-47*



02-10, 06-10 to 08-10
13-10, 14-10

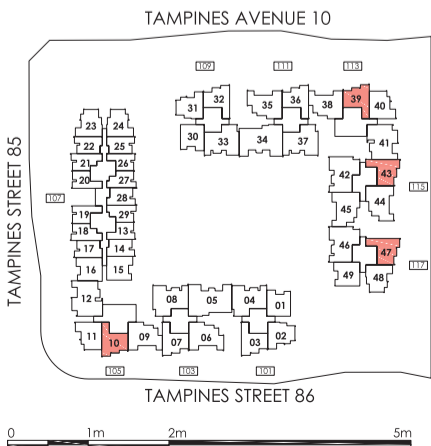
02-39, 03-39
07-39 to 09-39, 14-39

02-43*, 07-43*
09-43*, 14-43*, 15-43*

04-47* to 06-47*
11-47*, 13-47*

mirror units *

KEY PLAN

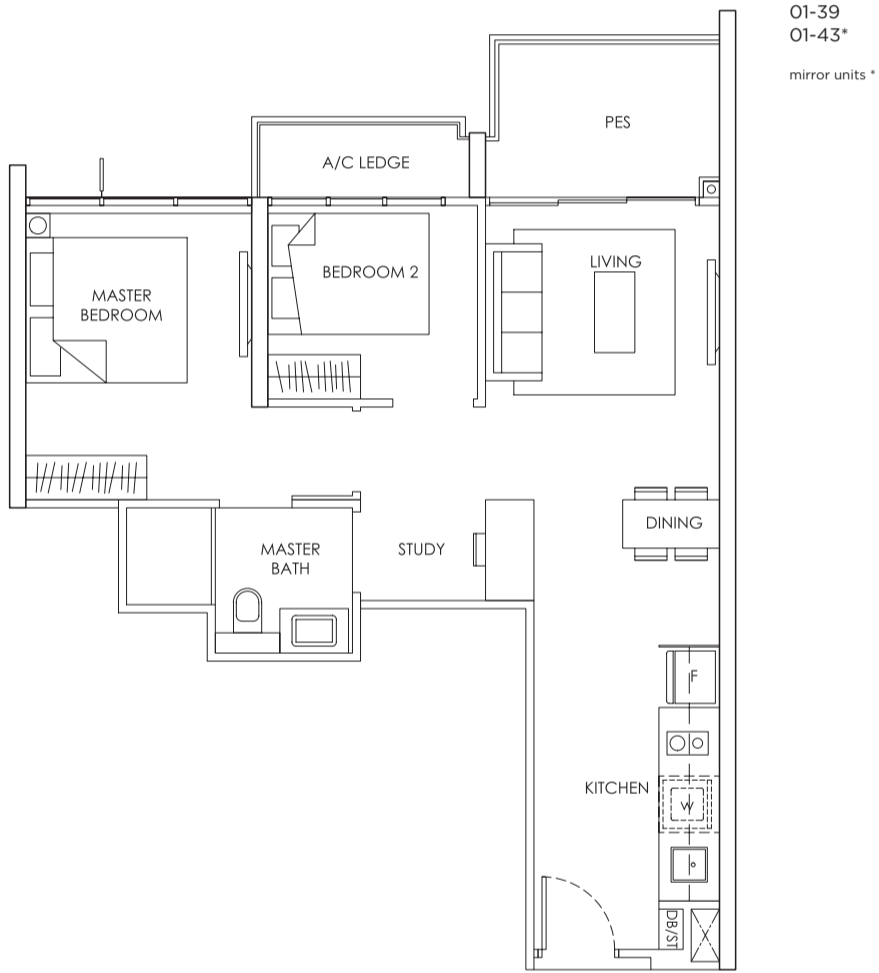
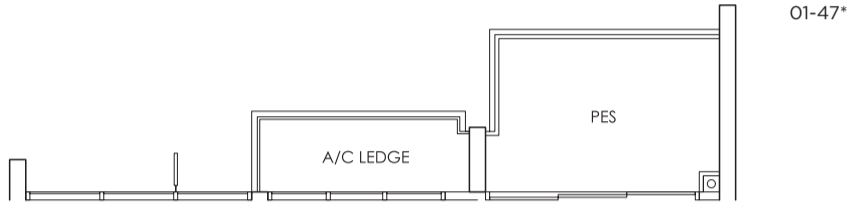


Area includes A/C ledge, balcony, PES, Roof Terrace and Void (where applicable). Orientation and facings will differ depending on the unit you are purchasing (please refer to key plan). All plans are not to scale and subject to changes as may be required by relevant authorities. All appliances and furniture shown in the plan are for illustration purpose only and not representation of fact. All floor areas are estimated and subjected to final survey.

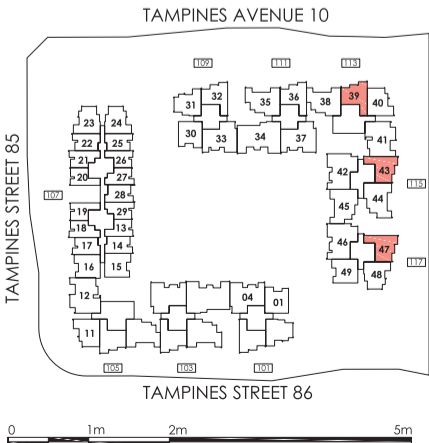
Legend: F - Fridge DB/ST - Distribution Board and Storage space
WC - Water Closet W - Washer cum Dryer A/C - Aircon
PES - Private Enclosed Space

TYPE BSI-P

2 - BEDROOM + STUDY 64 sqm / 689 sqft



KEY PLAN

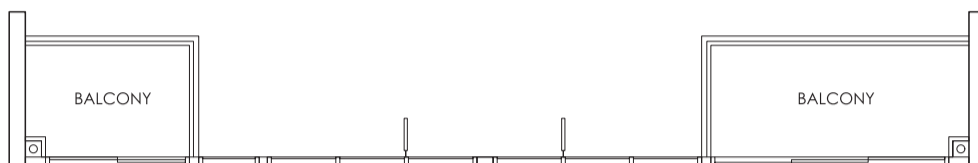


Area includes A/C ledge, balcony, PES, Roof Terrace and Void (where applicable). Orientation and facings will differ depending on the unit you are purchasing (please refer to key plan). All plans are not to scale and subject to changes as may be required by relevant authorities. All appliances and furniture shown in the plan are for illustration purpose only and not representation of fact. All floor areas are estimated and subjected to final survey.

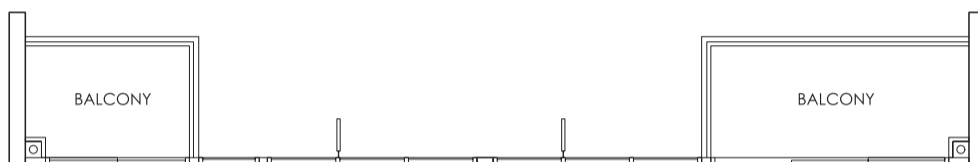
- Legend: F - Fridge DB/ST - Distribution Board and Storage space
 WC - Water Closet W - Washer cum Dryer A/C - Aircon
 PES - Private Enclosed Space

TYPE C1 (STACK 06 & 35)

3 - BEDROOM 87 sqm / 936 sqft



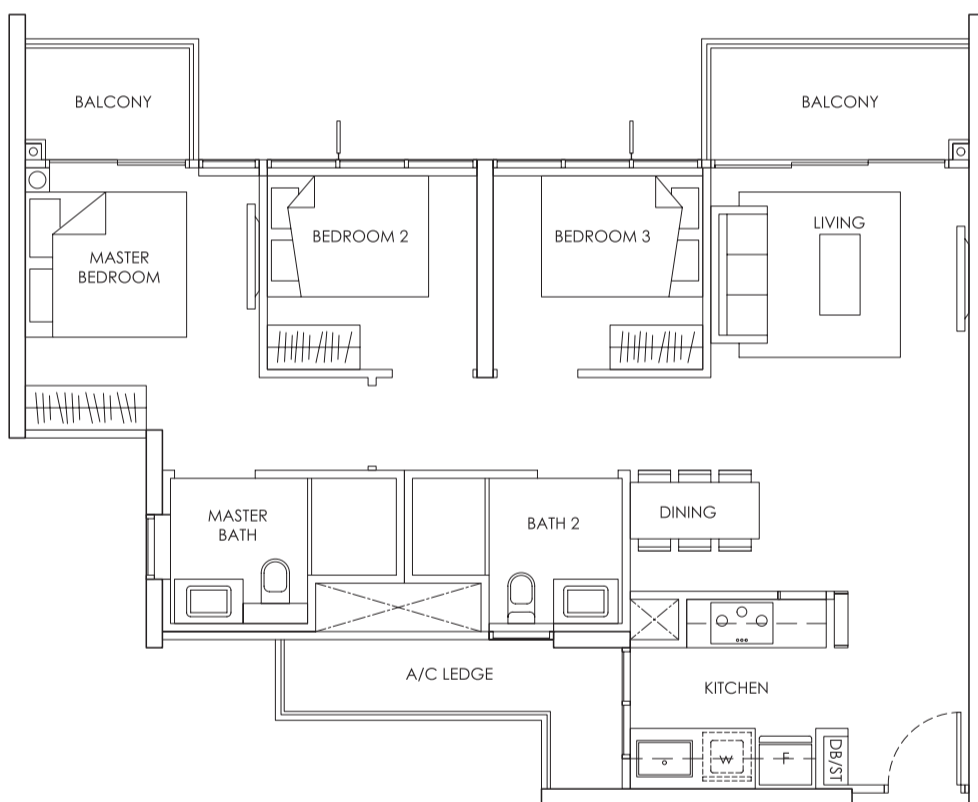
03-06, 12-06
05-35, 12-35



02-06, 09-06, 10-06
03-35, 10-35

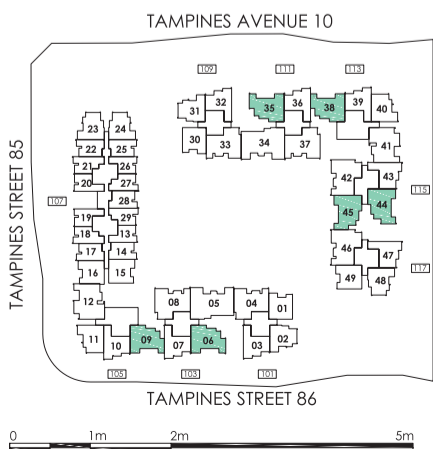


05-06, 06-06, 13-06
06-35



08-06
02-35, 08-35, 09-35

KEY PLAN

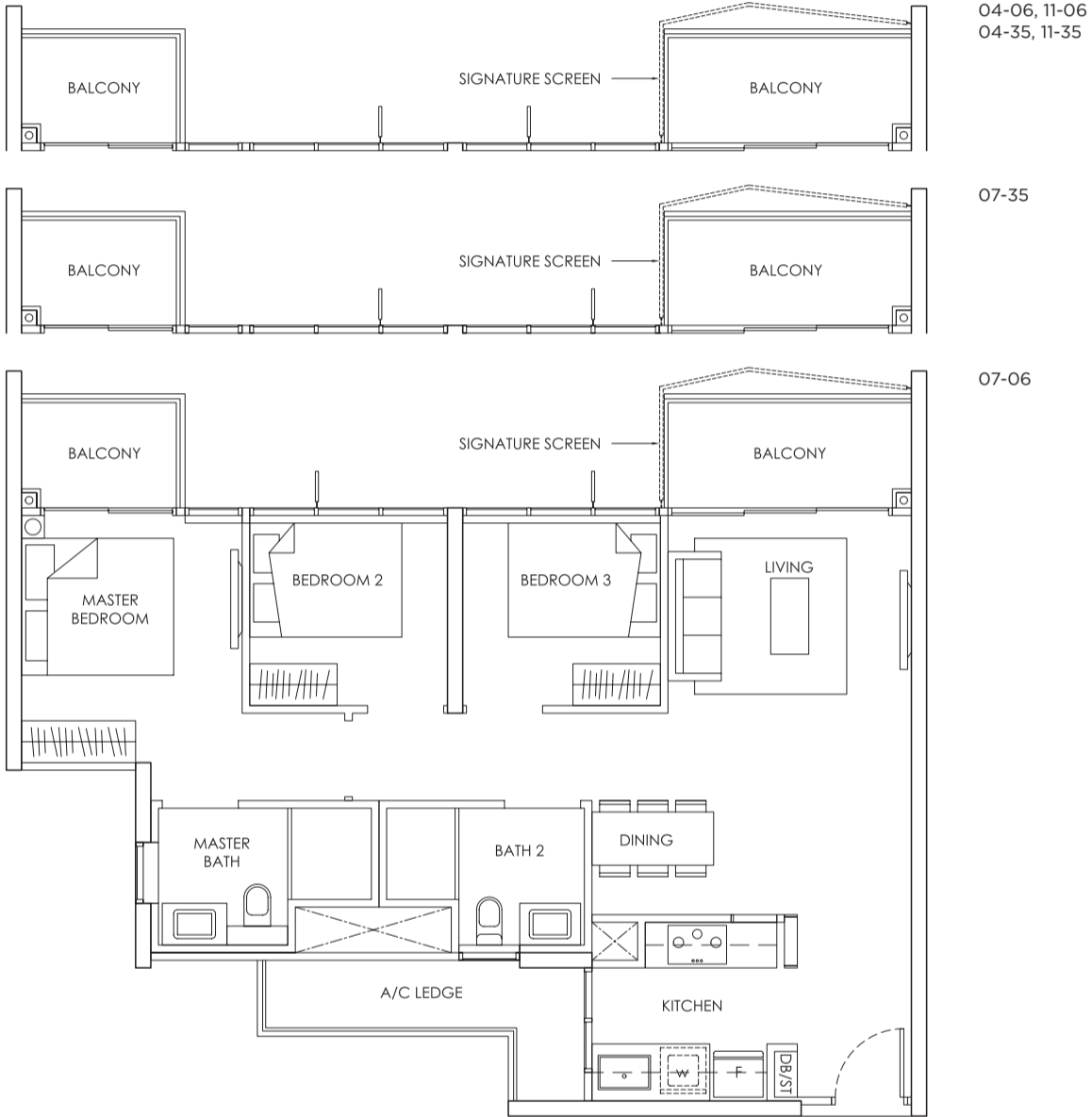


Area includes A/C ledge, balcony, PES, Roof Terrace and Void (where applicable). Orientation and facings will differ depending on the unit you are purchasing (please refer to key plan). All plans are not to scale and subject to changes as may be required by relevant authorities. All appliances and furniture shown in the plan are for illustration purpose only and not representation of fact. All floor areas are estimated and subjected to final survey.

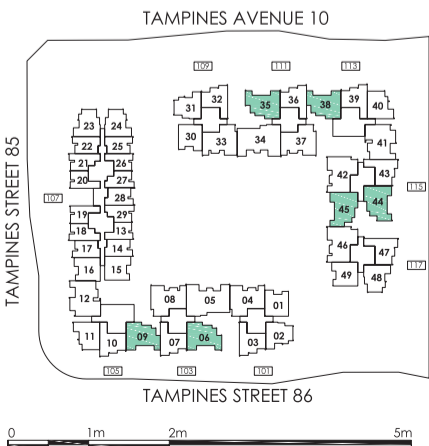
Legend: F - Fridge DB/ST - Distribution Board and Storage space
WC - Water Closet W - Washer cum Dryer A/C - Aircon
PES - Private Enclosed Space

TYPE C1 (STACK 06 & 35)

3 - BEDROOM 87 sqm / 936 sqft



KEY PLAN



Area includes A/C ledge, balcony, PES, Roof Terrace and Void (where applicable). Orientation and facings will differ depending on the unit you are purchasing (please refer to key plan). All plans are not to scale and subject to changes as may be required by relevant authorities. All appliances and furniture shown in the plan are for illustration purpose only and not representation of fact. All floor areas are estimated and subjected to final survey.

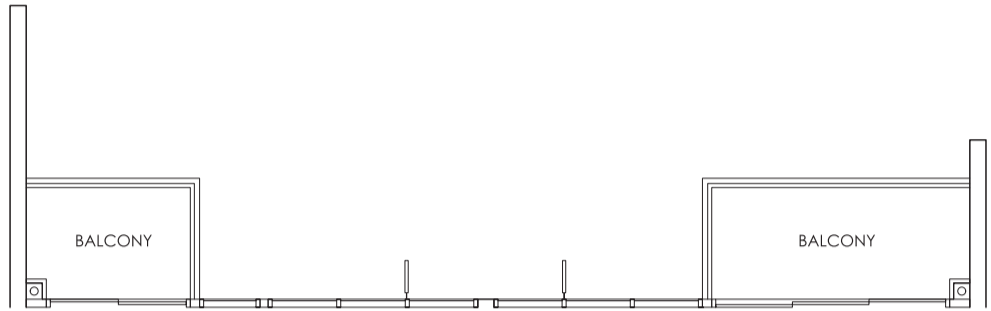
Legend: F - Fridge DB/ST - Distribution Board and Storage space
WC - Water Closet W - Washer cum Dryer A/C - Aircon
PES - Private Enclosed Space

TYPE C1 (STACK 09 & 38)

3 - BEDROOM 87 sqm / 936 sqft

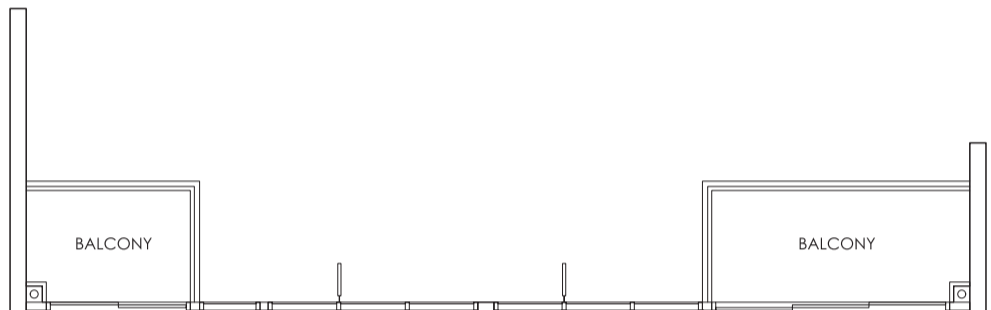
06-09, 07-09

02-38, 07-38
08-38



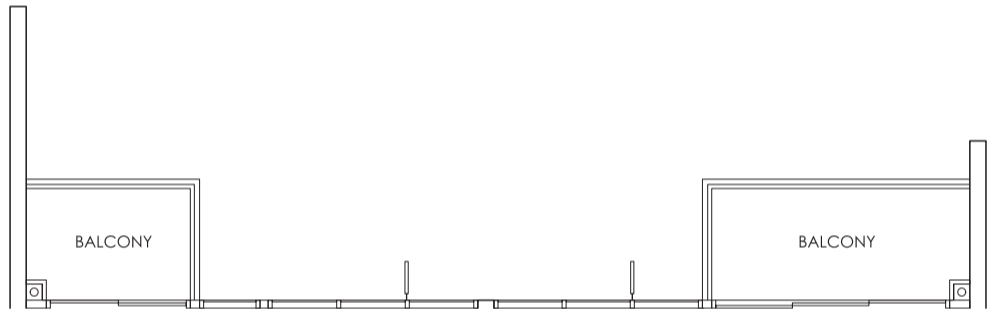
05-09, 12-09
13-09

06-38, 13-38



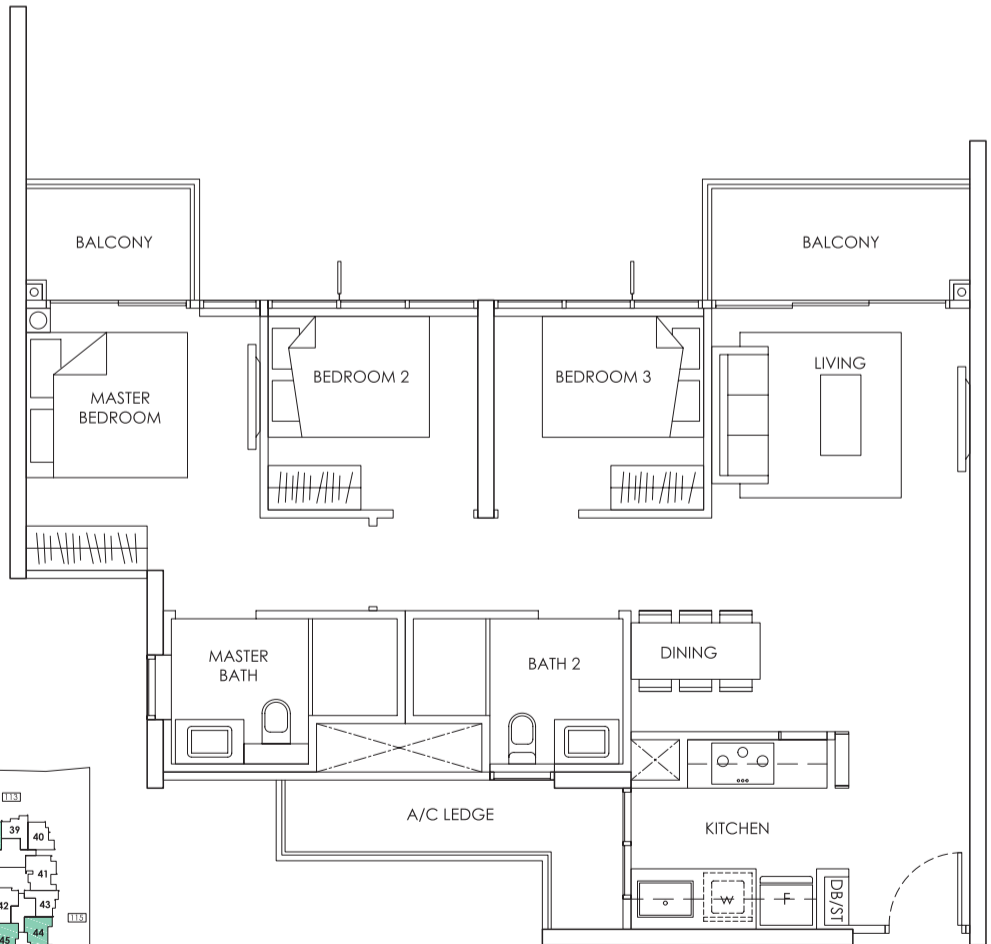
02-09, 08-09

03-38, 10-38

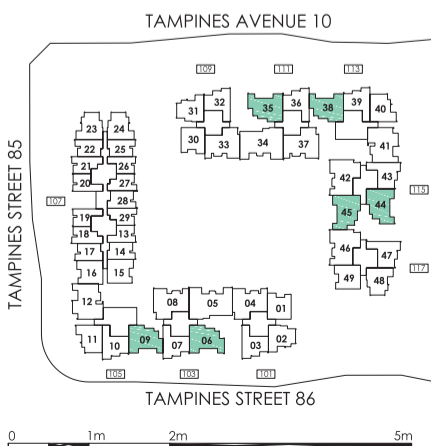


03-09, 10-09
11-09

05-38, 11-38
12-38



KEY PLAN

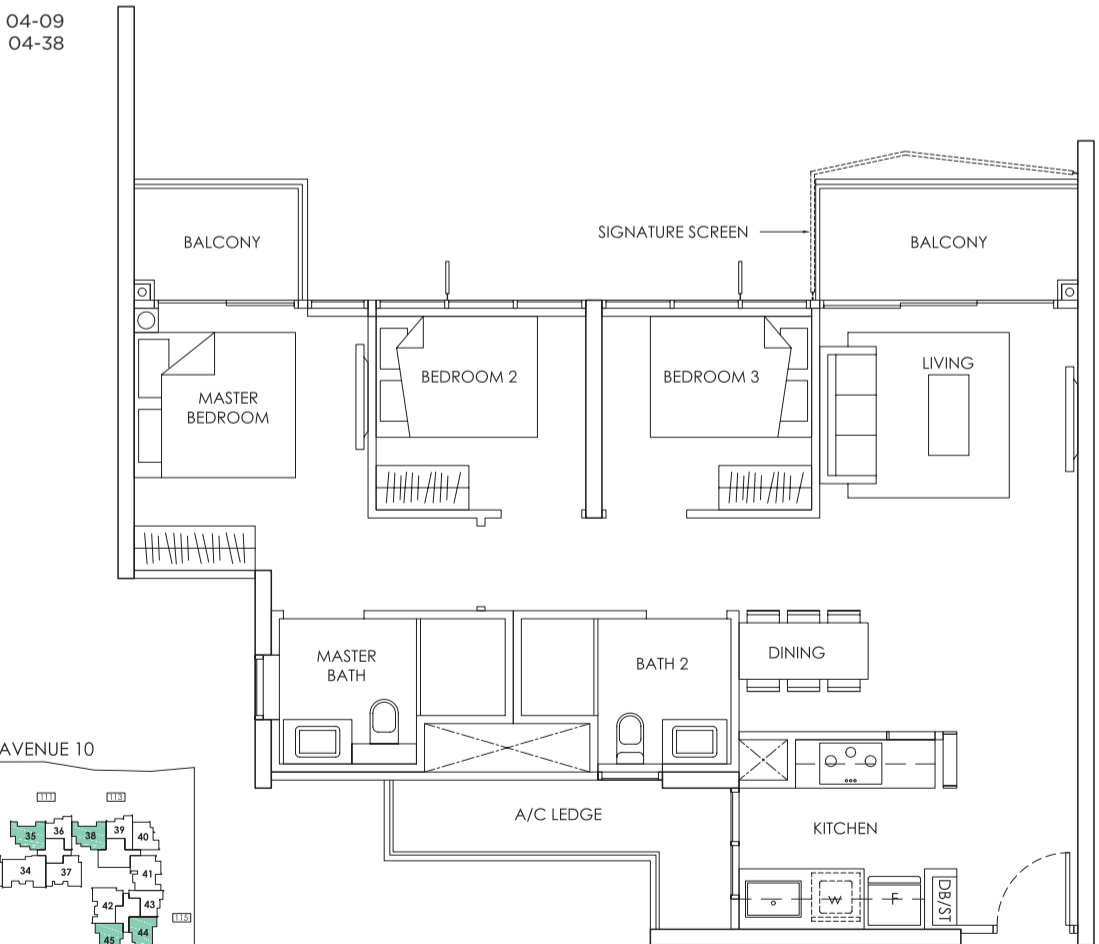


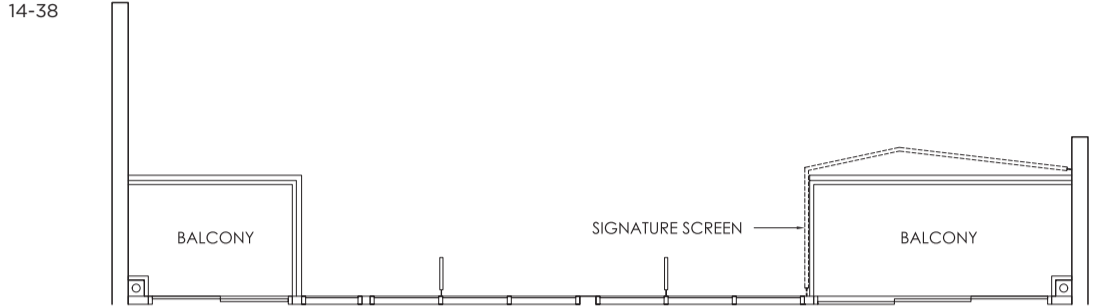


Area includes A/C ledge, balcony, PES, Roof Terrace and Void (where applicable). Orientation and facings will differ depending on the unit you are purchasing (please refer to key plan). All plans are not to scale and subject to changes as may be required by relevant authorities. All appliances and furniture shown in the plan are for illustration purpose only and not representation of fact. All floor areas are estimated and subjected to final survey.

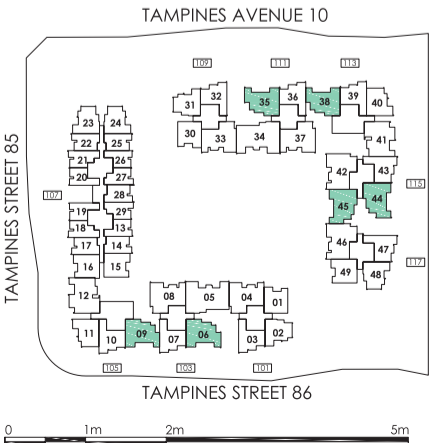
- Legend: F - Fridge DB/ST - Distribution Board and Storage space
WC - Water Closet W - Washer cum Dryer A/C - Aircon
PES - Private Enclosed Space

TYPE C1 (STACK 09 & 38)

3 - BEDROOM 87 sqm / 936 sqft



KEY PLAN

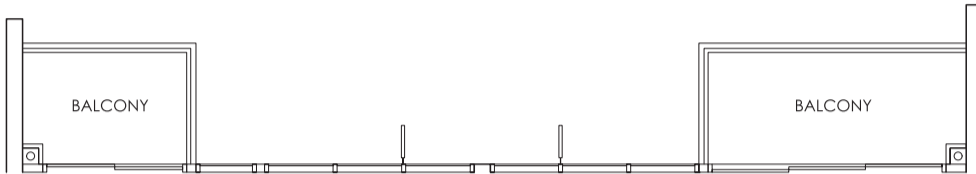


Area includes A/C ledge, balcony, PES, Roof Terrace and Void (where applicable). Orientation and facings will differ depending on the unit you are purchasing (please refer to key plan). All plans are not to scale and subject to changes as may be required by relevant authorities. All appliances and furniture shown in the plan are for illustration purpose only and not representation of fact. All floor areas are estimated and subjected to final survey.

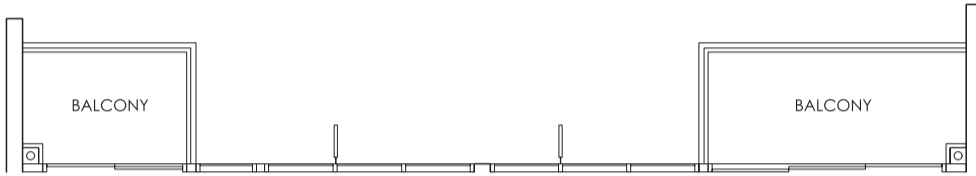
- Legend: F - Fridge DB/ST - Distribution Board and Storage space
 WC - Water Closet W - Washer cum Dryer A/C - Aircon
 PES - Private Enclosed Space

TYPE C1 (STACK 44)

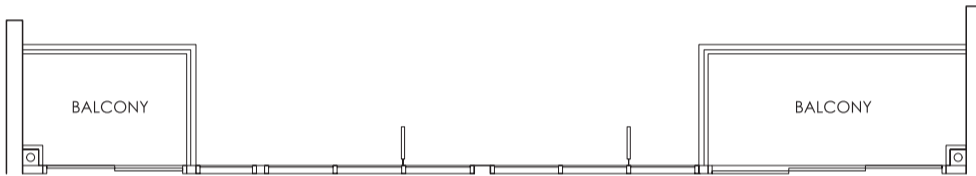
3 - BEDROOM 87 sqm / 936 sqft



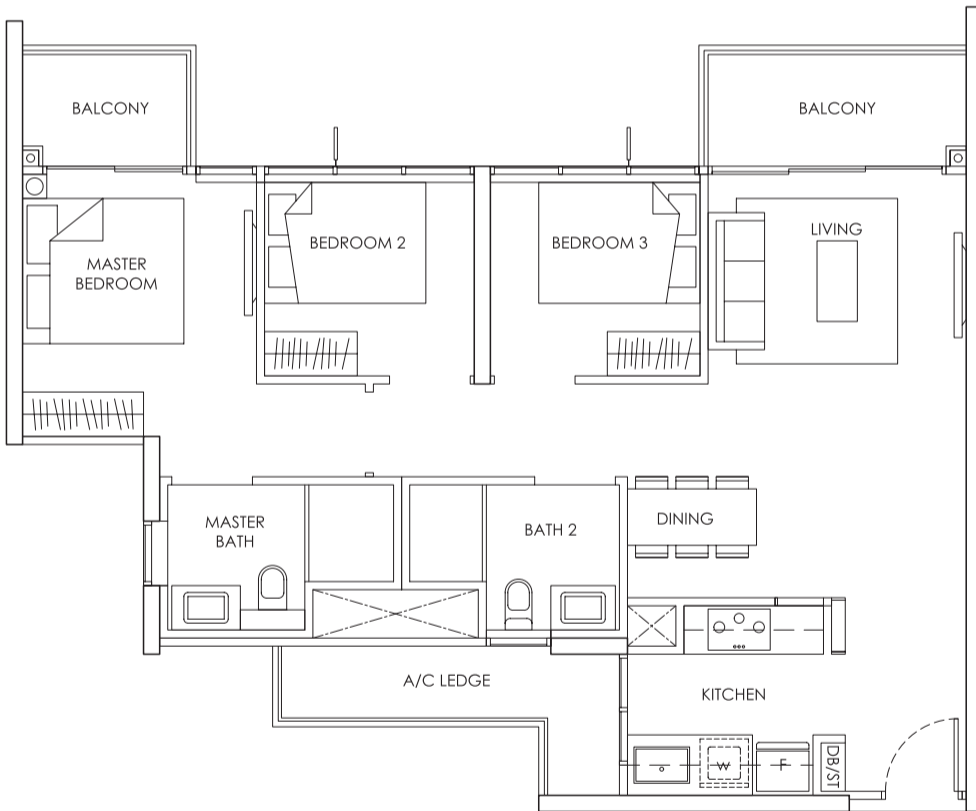
02-44*, 07-44*
08-44*, 14-44*



06-44*



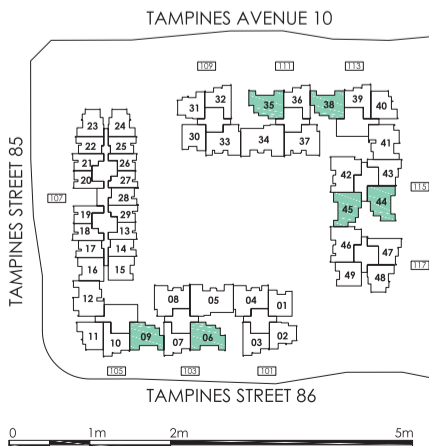
03-44*, 09-44*



04-44*, 11-44*
12-44*

mirror units *

KEY PLAN



Area includes A/C ledge, balcony, PES, Roof Terrace and Void (where applicable). Orientation and facings will differ depending on the unit you are purchasing (please refer to key plan). All plans are not to scale and subject to changes as may be required by relevant authorities. All appliances and furniture shown in the plan are for illustration purpose only and not representation of fact. All floor areas are estimated and subjected to final survey.

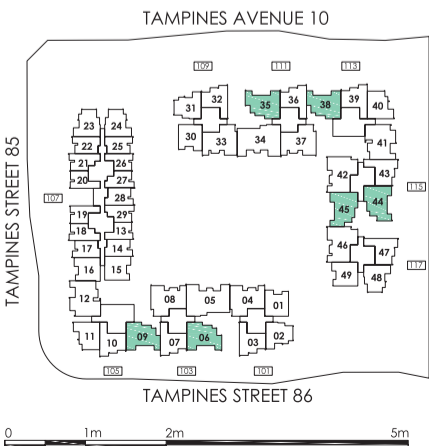
Legend: F - Fridge DB/ST - Distribution Board and Storage space
WC - Water Closet W - Washer cum Dryer A/C - Aircon
PES - Private Enclosed Space

TYPE C1 (STACK 44)

3 - BEDROOM 87 sqm / 936 sqft



KEY PLAN

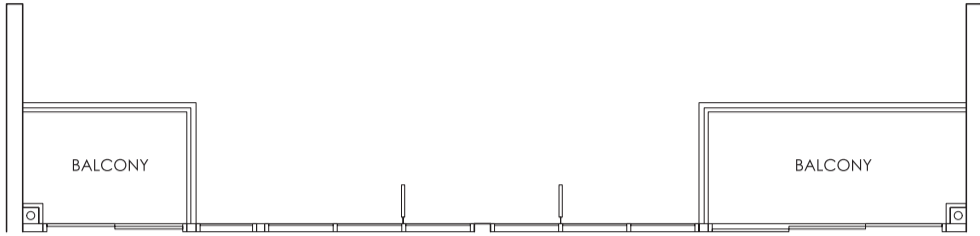


Area includes A/C ledge, balcony, PES, Roof Terrace and Void (where applicable). Orientation and facings will differ depending on the unit you are purchasing (please refer to key plan). All plans are not to scale and subject to changes as may be required by relevant authorities. All appliances and furniture shown in the plan are for illustration purpose only and not representation of fact. All floor areas are estimated and subjected to final survey.

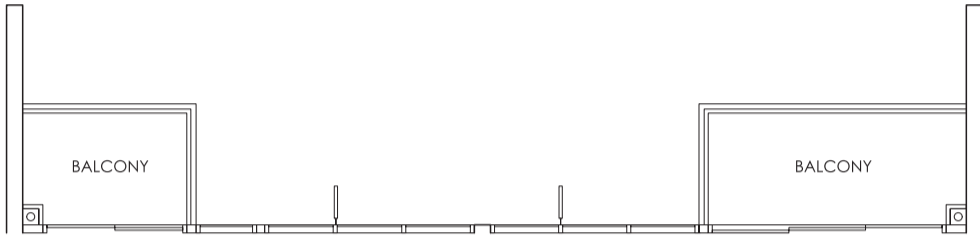
- Legend:
- F - Fridge
 - DB/ST - Distribution Board and Storage space
 - WC - Water Closet
 - W - Washer cum Dryer
 - A/C - Aircon
 - PES - Private Enclosed Space

TYPE C1 (STACK 45)

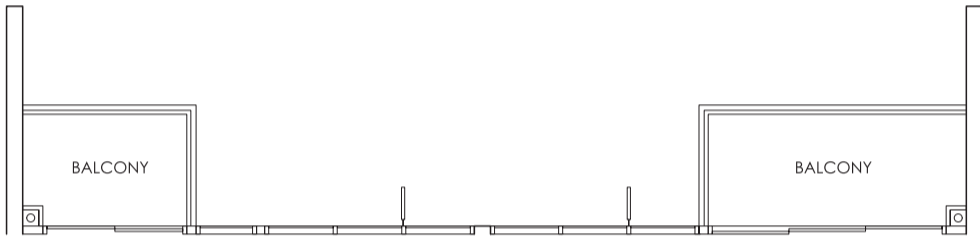
3 - BEDROOM 87 sqm / 936 sqft



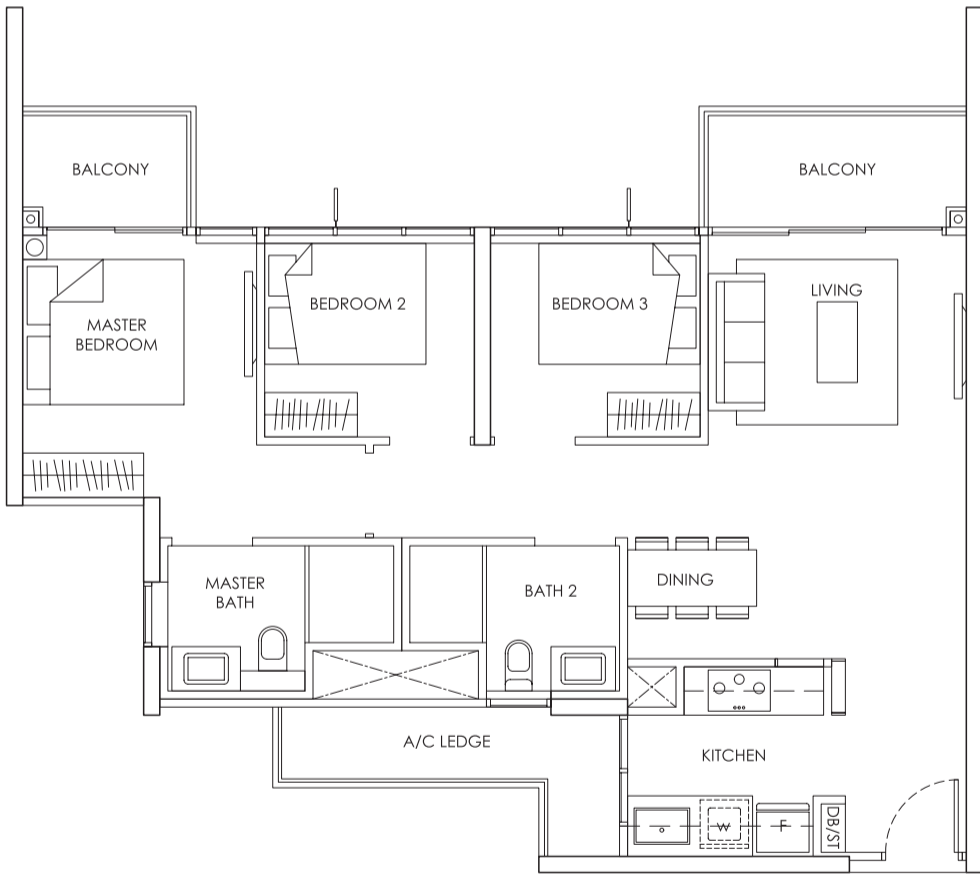
07-45, 14-45



05-45, 12-45
13-45

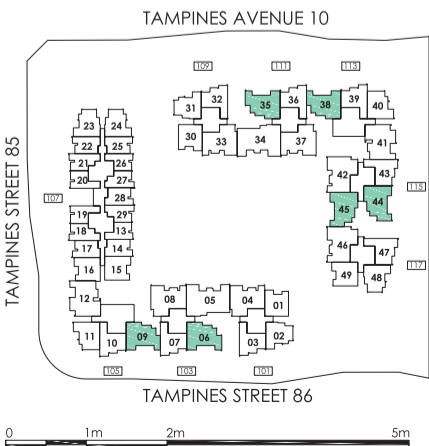


02-45, 08-45
09-45



04-45, 10-45

KEY PLAN




Area includes A/C ledge, balcony, PES, Roof Terrace and Void (where applicable). Orientation and facings will differ depending on the unit you are purchasing (please refer to key plan). All plans are not to scale and subject to changes as may be required by relevant authorities. All appliances and furniture shown in the plan are for illustration purpose only and not representation of fact. All floor areas are estimated and subjected to final survey.

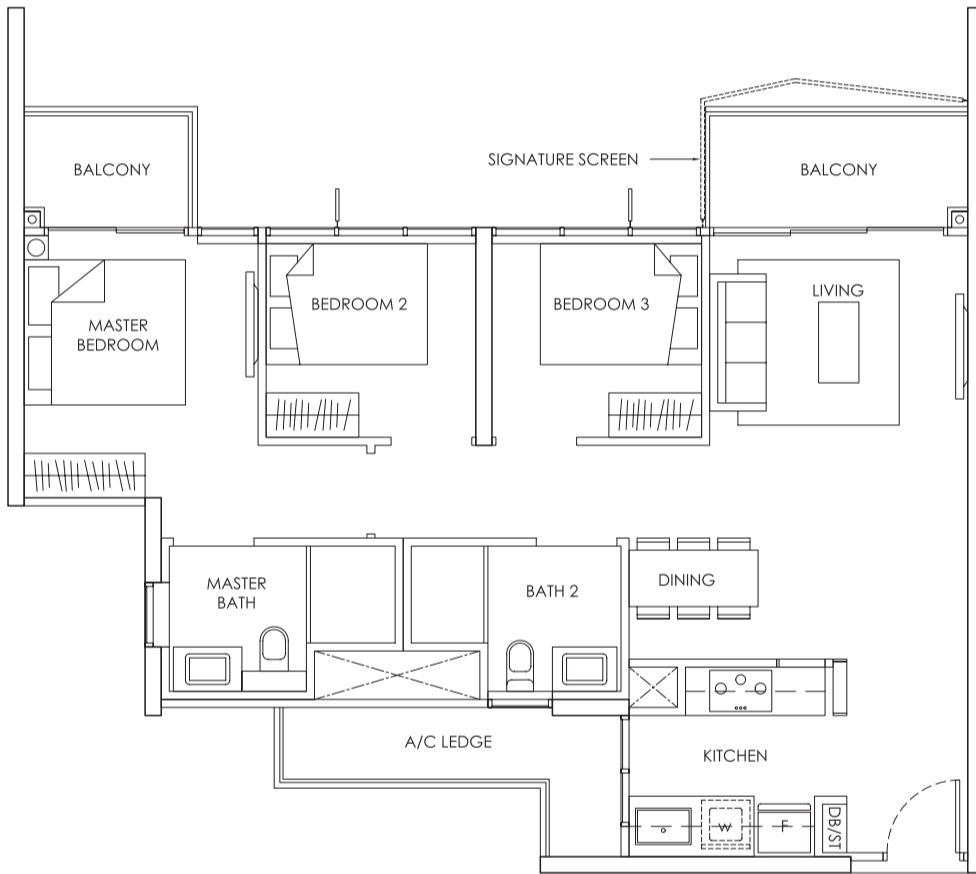
Legend: F - Fridge DB/ST - Distribution Board and Storage space
WC - Water Closet W - Washer cum Dryer A/C - Aircon
PES - Private Enclosed Space

TYPE C1 (STACK 45)

3 - BEDROOM 87 sqm / 936 sqft

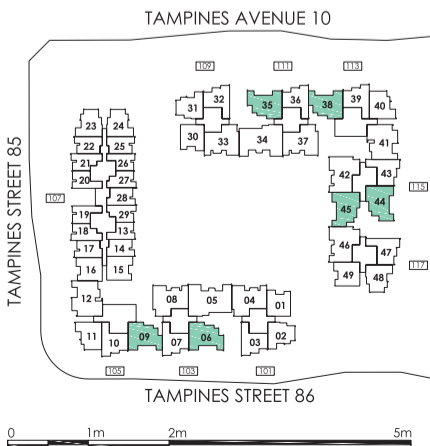


06-45



03-45, 11-45

KEY PLAN

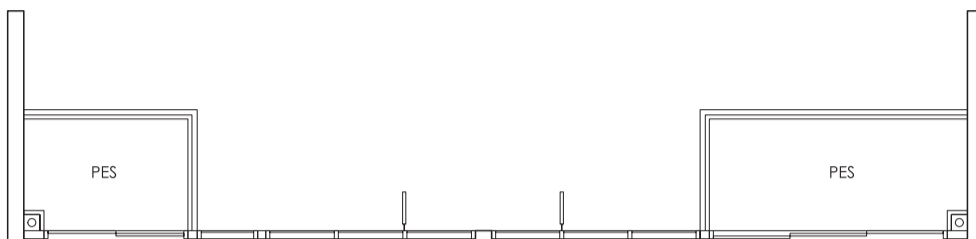


Area includes A/C ledge, balcony, PES, Roof Terrace and Void (where applicable). Orientation and facings will differ depending on the unit you are purchasing (please refer to key plan). All plans are not to scale and subject to changes as may be required by relevant authorities. All appliances and furniture shown in the plan are for illustration purpose only and not representation of fact. All floor areas are estimated and subjected to final survey.

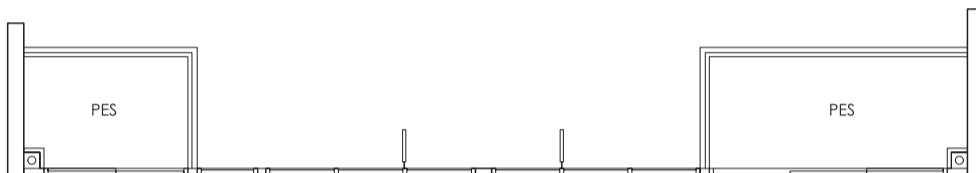
- Legend:
- F - Fridge
 - DB/ST - Distribution Board and Storage space
 - WC - Water Closet
 - W - Washer cum Dryer
 - A/C - Aircon
 - PES - Private Enclosed Space

TYPE C1-P

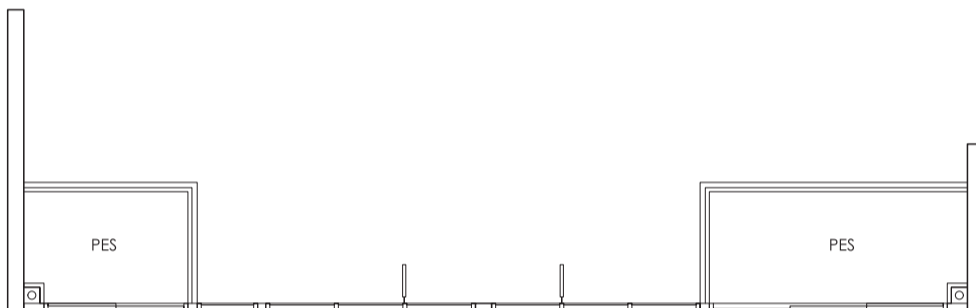
3 - BEDROOM 87 sqm / 936 sqft



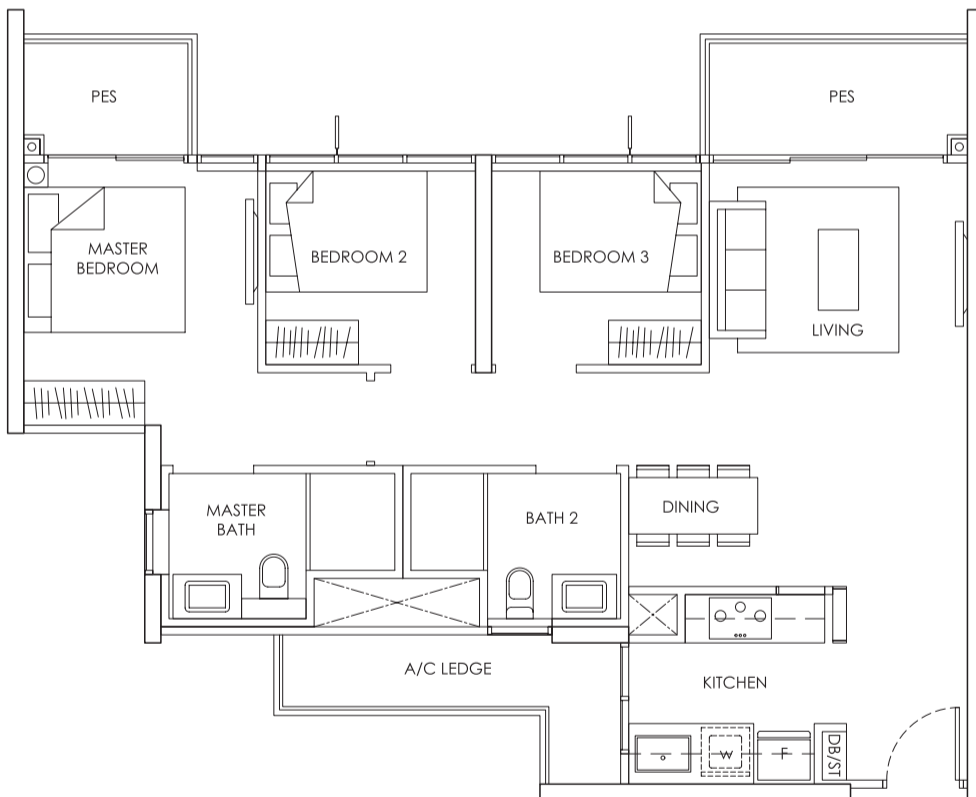
01-45



01-44*



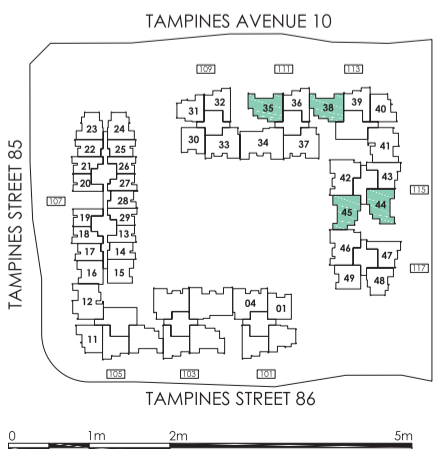
01-38



01-35

mirror units *

KEY PLAN

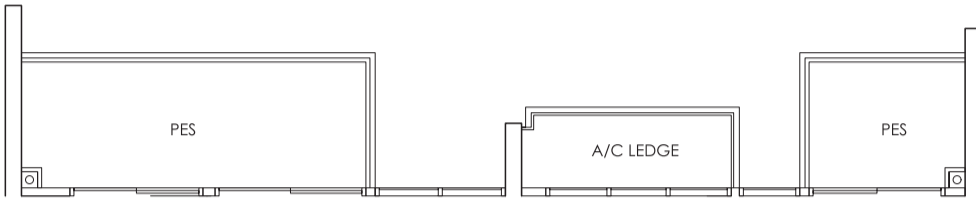


Area includes A/C ledge, balcony, PES, Roof Terrace and Void (where applicable). Orientation and facings will differ depending on the unit you are purchasing (please refer to key plan). All plans are not to scale and subject to changes as may be required by relevant authorities. All appliances and furniture shown in the plan are for illustration purpose only and not representation of fact. All floor areas are estimated and subjected to final survey.

Legend: **F** - Fridge **DB/ST** - Distribution Board and Storage space
WC - Water Closet **W** - Washer cum Dryer **A/C** - Aircon
PES - Private Enclosed Space

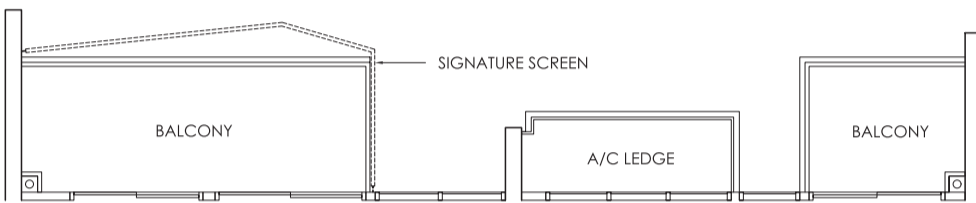
TYPE C2 & C2-P (Stack 04 & 33)

3 - BEDROOM 99 sqm / 1,066 sqft

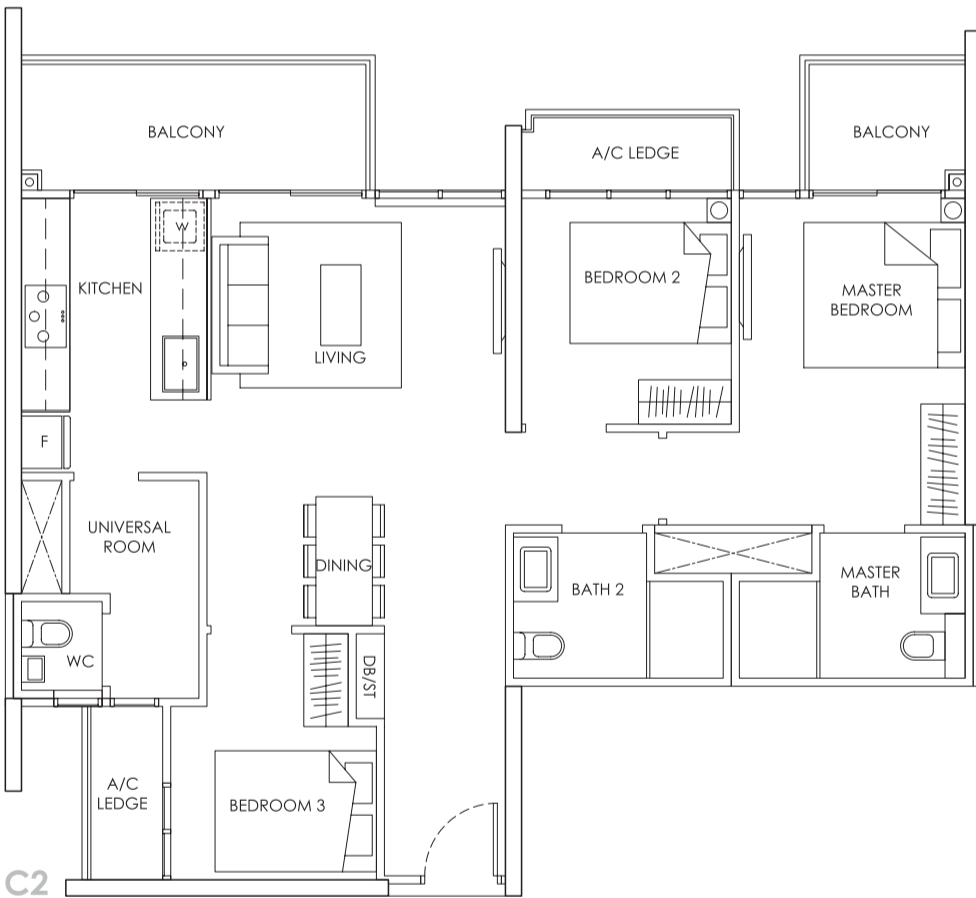


01-04
01-33

C2-P



04-04, 07-04
04-33, 07-33, 09-33

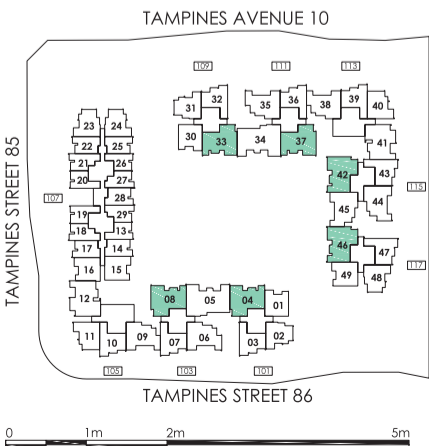


02-04, 03-04, 05-04
06-04, 08-04 to 10-04

02-33, 03-33, 05-33
06-33, 08-33, 10-33

C2

KEY PLAN

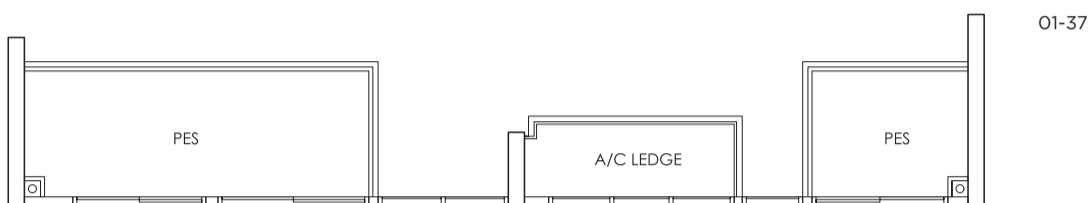


Area includes A/C ledge, balcony, PES, Roof Terrace and Void (where applicable). Orientation and facings will differ depending on the unit you are purchasing (please refer to key plan). All plans are not to scale and subject to changes as may be required by relevant authorities. All appliances and furniture shown in the plan are for illustration purpose only and not representation of fact. All floor areas are estimated and subjected to final survey.

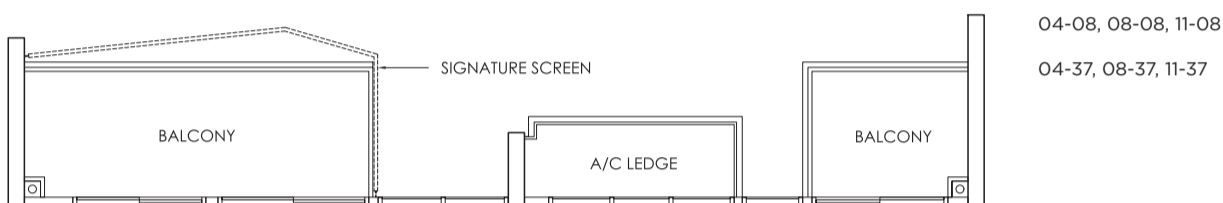
- Legend: **F** - Fridge **DB/ST** - Distribution Board and Storage space
WC - Water Closet **W** - Washer cum Dryer **A/C** - Aircon
PES - Private Enclosed Space

TYPE C2 & C2-P (STACK 08 & 37)

3 - BEDROOM 99 sqm / 1,066 sqft

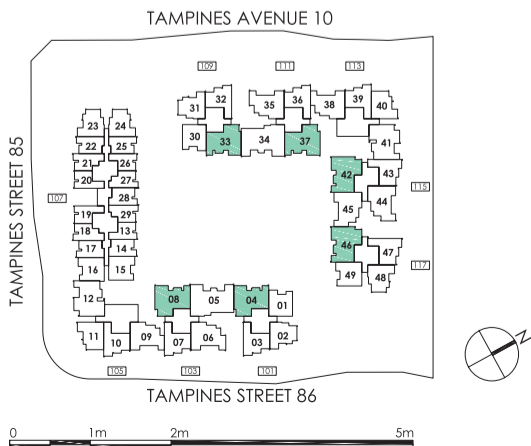


C2-P



C2

KEY PLAN

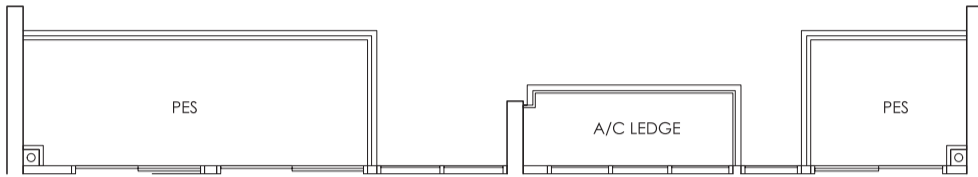


Area includes A/C ledge, balcony, PES, Roof Terrace and Void (where applicable). Orientation and facings will differ depending on the unit you are purchasing (please refer to key plan). All plans are not to scale and subject to changes as may be required by relevant authorities. All appliances and furniture shown in the plan are for illustration purpose only and not representation of fact. All floor areas are estimated and subjected to final survey.

Legend: F - Fridge DB/ST - Distribution Board and Storage space
WC - Water Closet W - Washer cum Dryer A/C - Aircon
PES - Private Enclosed Space

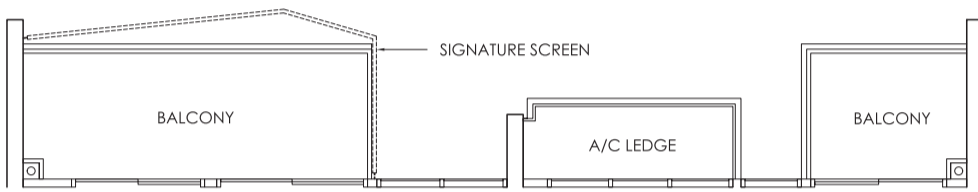
TYPE C2 & C2-P (STACK 42 & 46)

3 - BEDROOM 99 sqm / 1,066 sqft

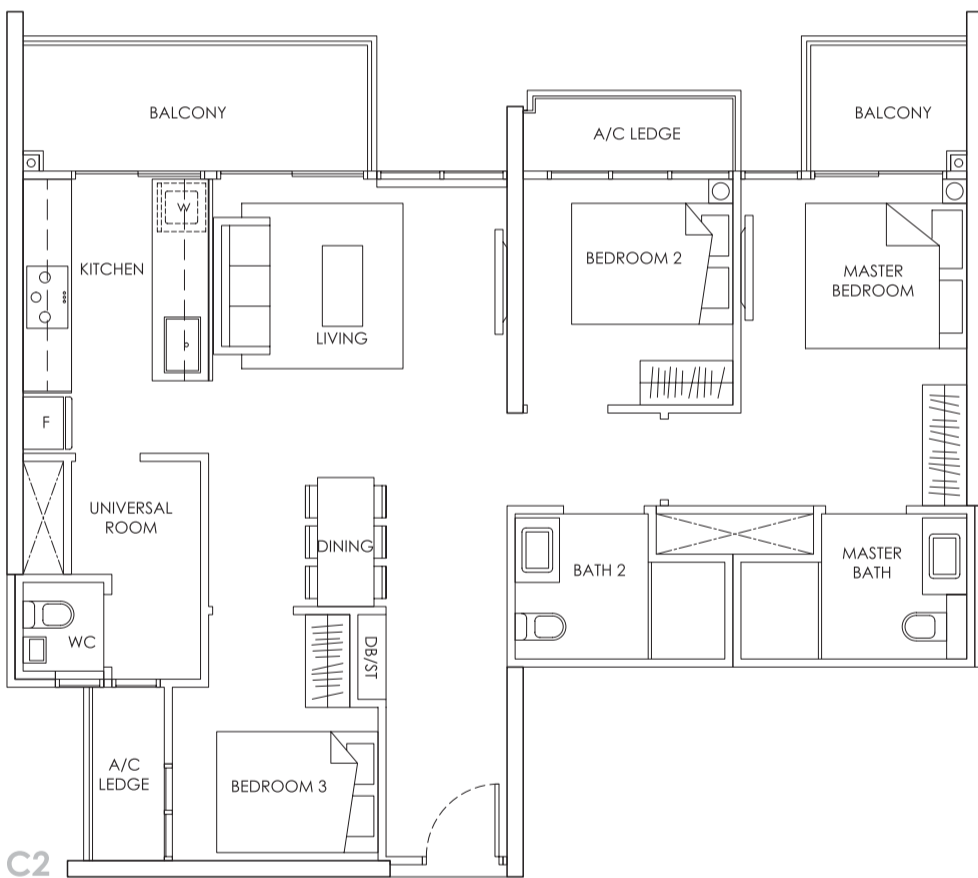


01-42*
01-46*

C2-P



04-42*, 08-42*, 14-42*
04-46*, 10-46*, 12-46*



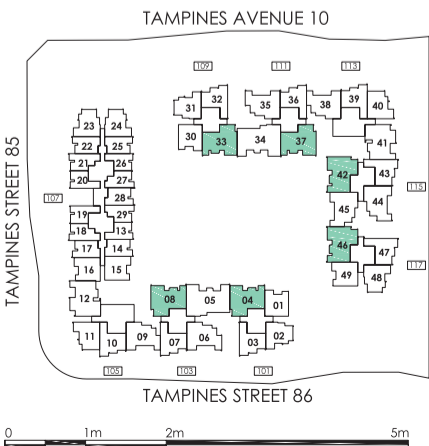
02-42*, 03-42*
05-42* to 07-42*
09-42* to 13-42*

02-42*, 03-46*
05-46* to 09-46*
11-46*, 13-46*

mirror units*

C2

KEY PLAN

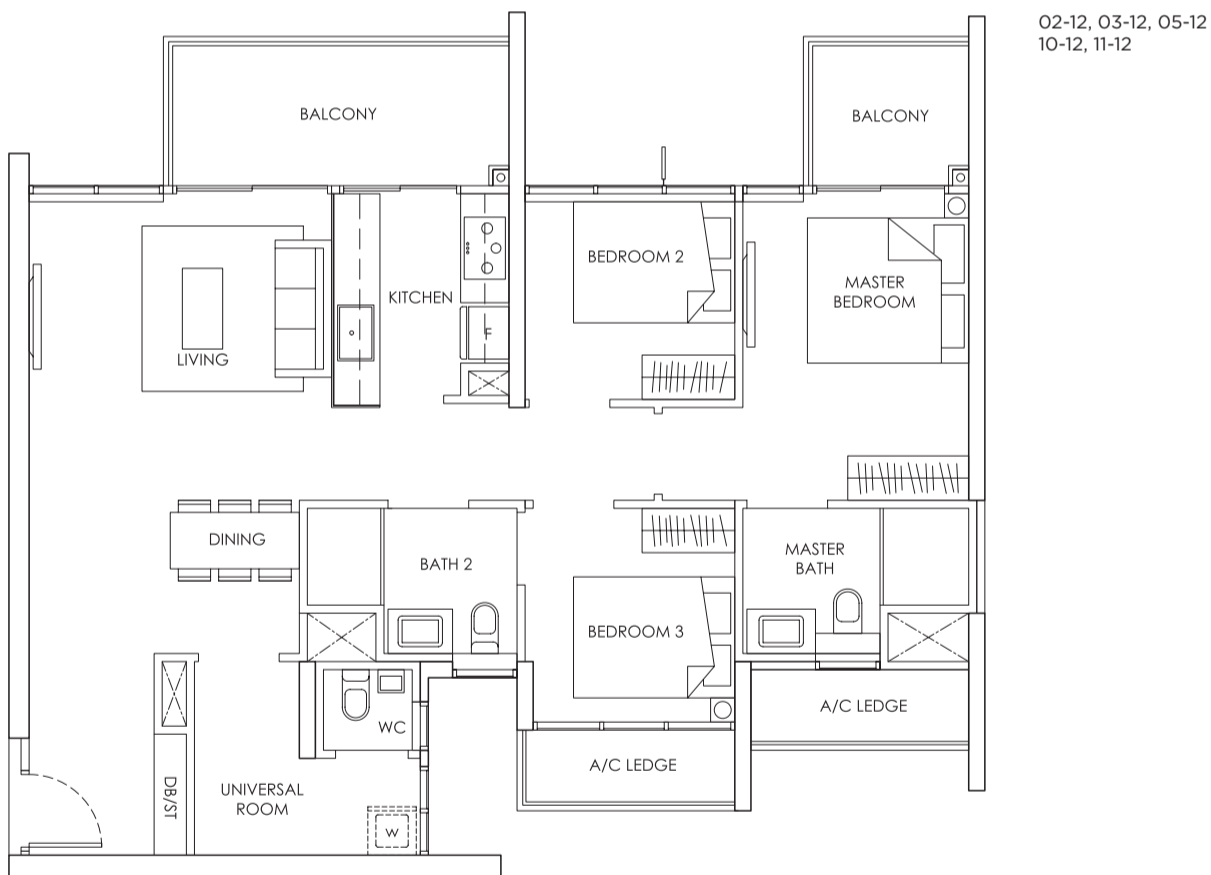
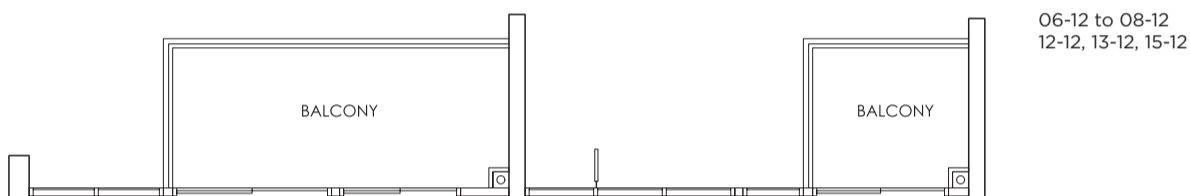
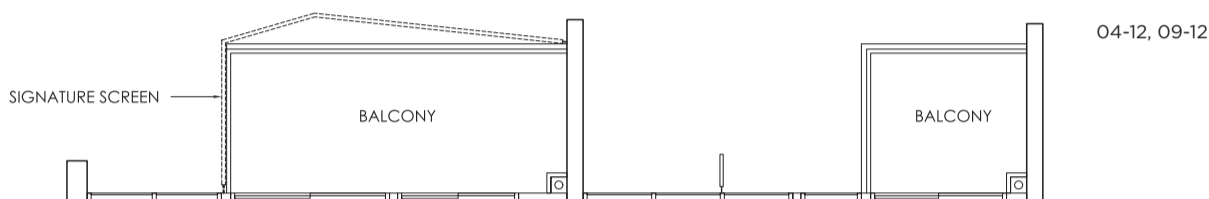
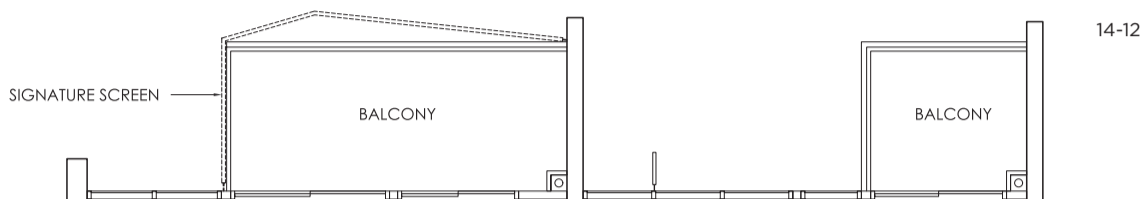


Area includes A/C ledge, balcony, PES, Roof Terrace and Void (where applicable). Orientation and facings will differ depending on the unit you are purchasing (please refer to key plan). All plans are not to scale and subject to changes as may be required by relevant authorities. All appliances and furniture shown in the plan are for illustration purpose only and not representation of fact. All floor areas are estimated and subjected to final survey.

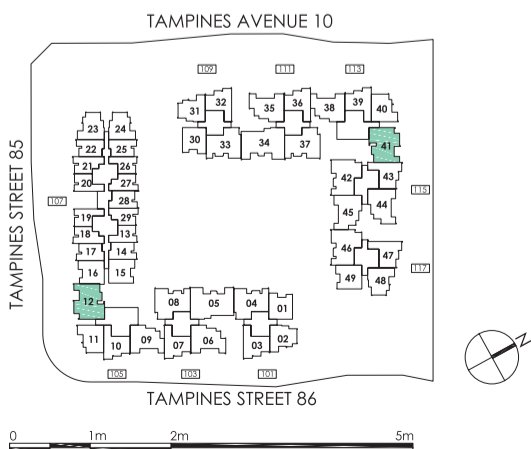
Legend: F - Fridge DB/ST - Distribution Board and Storage space
WC - Water Closet W - Washer cum Dryer A/C - Aircon
PES - Private Enclosed Space

TYPE C3 (STACK 12)

3 - BEDROOM 101 sqm / 1,087 sqft



KEY PLAN

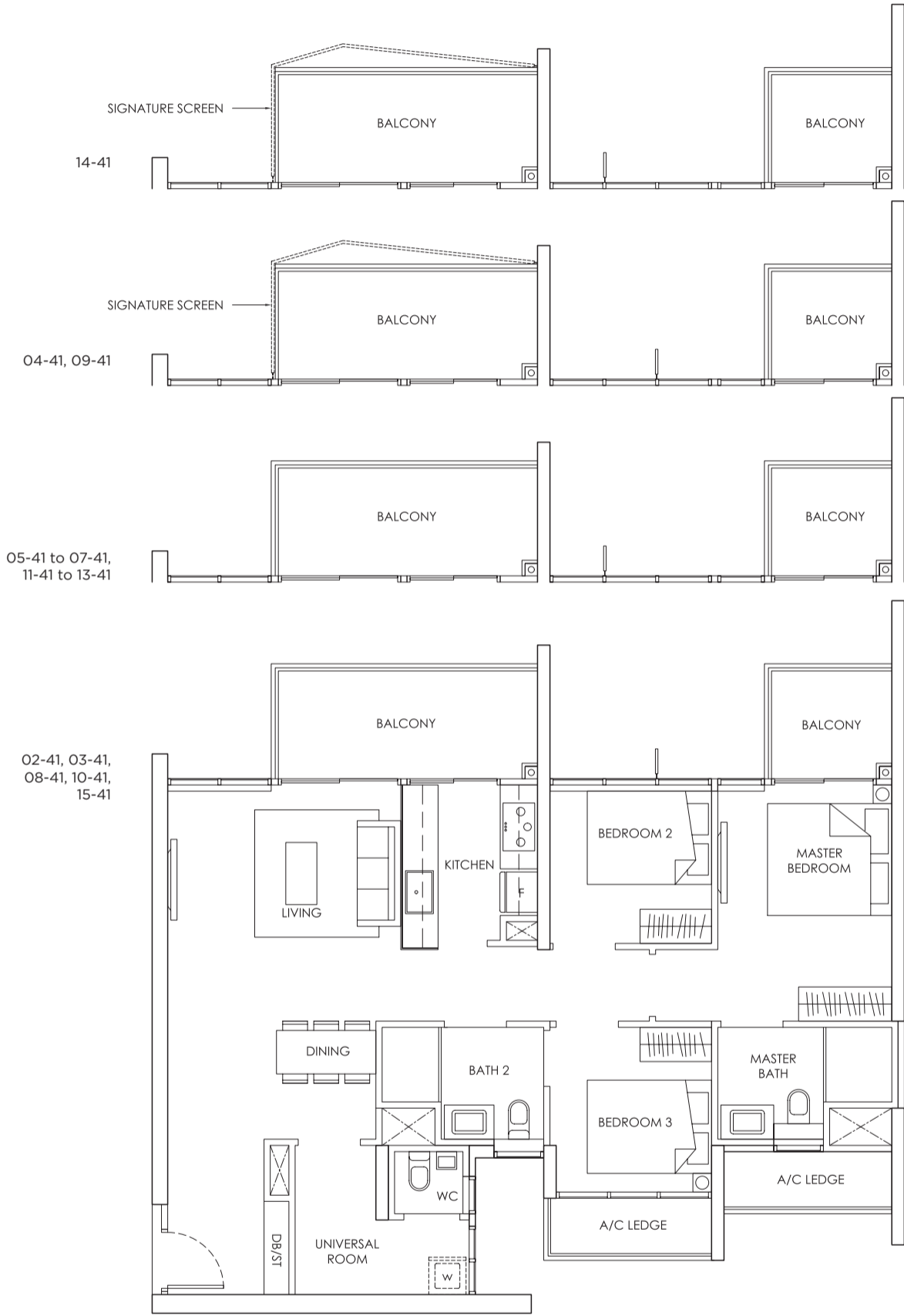


Area includes A/C ledge, balcony, PES, Roof Terrace and Void (where applicable). Orientation and facings will differ depending on the unit you are purchasing (please refer to key plan). All plans are not to scale and subject to changes as may be required by relevant authorities. All appliances and furniture shown in the plan are for illustration purpose only and not representation of fact. All floor areas are estimated and subjected to final survey.

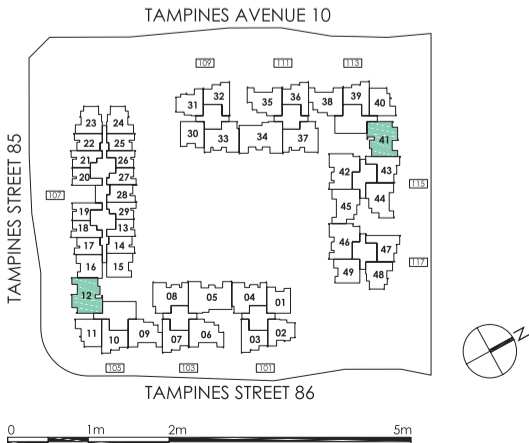
Legend: F - Fridge DB/ST - Distribution Board and Storage space
WC - Water Closet W - Washer cum Dryer A/C - Aircon
PES - Private Enclosed Space

TYPE C3 (STACK 41)

3 - BEDROOM 101 sqm / 1,087 sqft



KEY PLAN

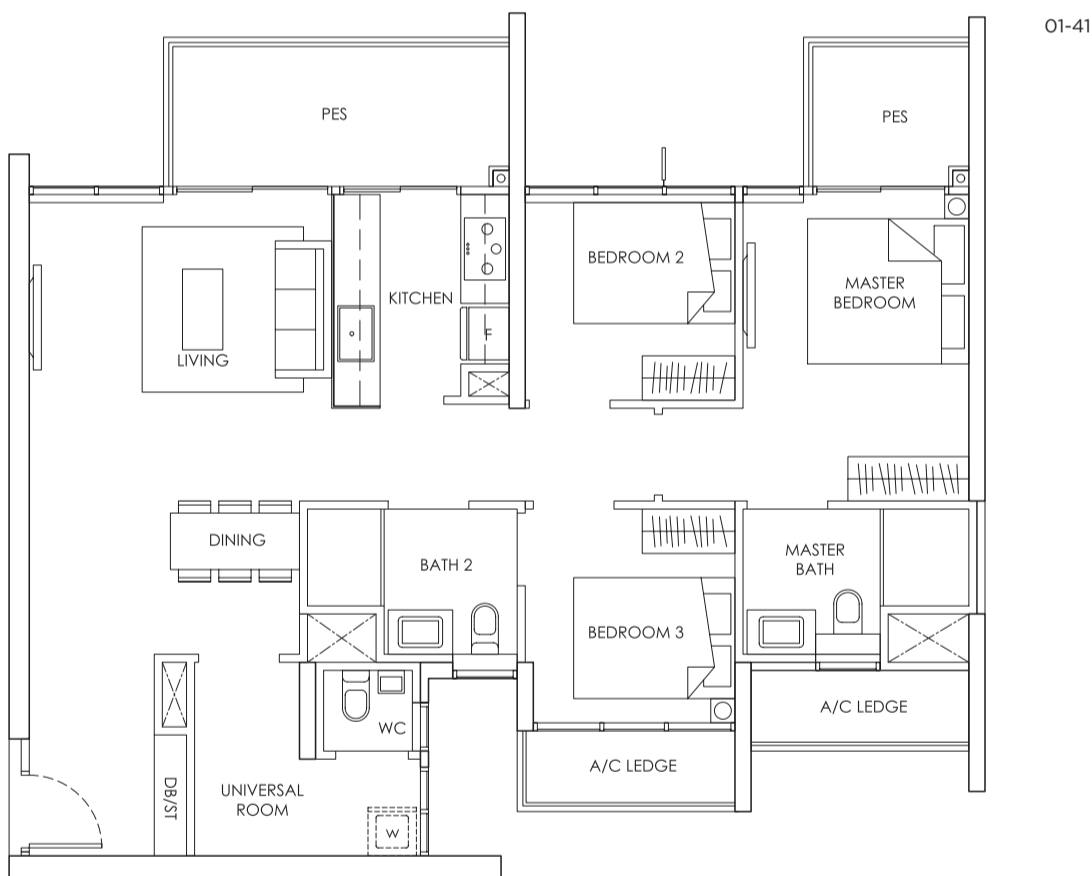
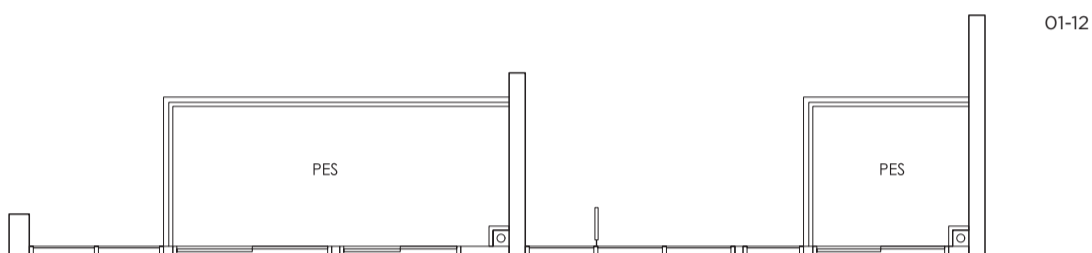


Area includes A/C ledge, balcony, PES, Roof Terrace and Void (where applicable). Orientation and facings will differ depending on the unit you are purchasing (please refer to key plan). All plans are not to scale and subject to changes as may be required by relevant authorities. All appliances and furniture shown in the plan are for illustration purpose only and not representation of fact. All floor areas are estimated and subjected to final survey.

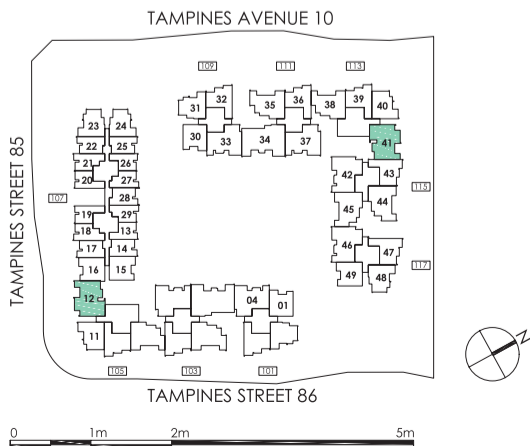
Legend: F - Fridge DB/ST - Distribution Board and Storage space
 WC - Water Closet W - Washer cum Dryer A/C - Aircon
 PES - Private Enclosed Space

TYPE C3-P

3 - BEDROOM 101 sqm / 1,087 sqft



KEY PLAN

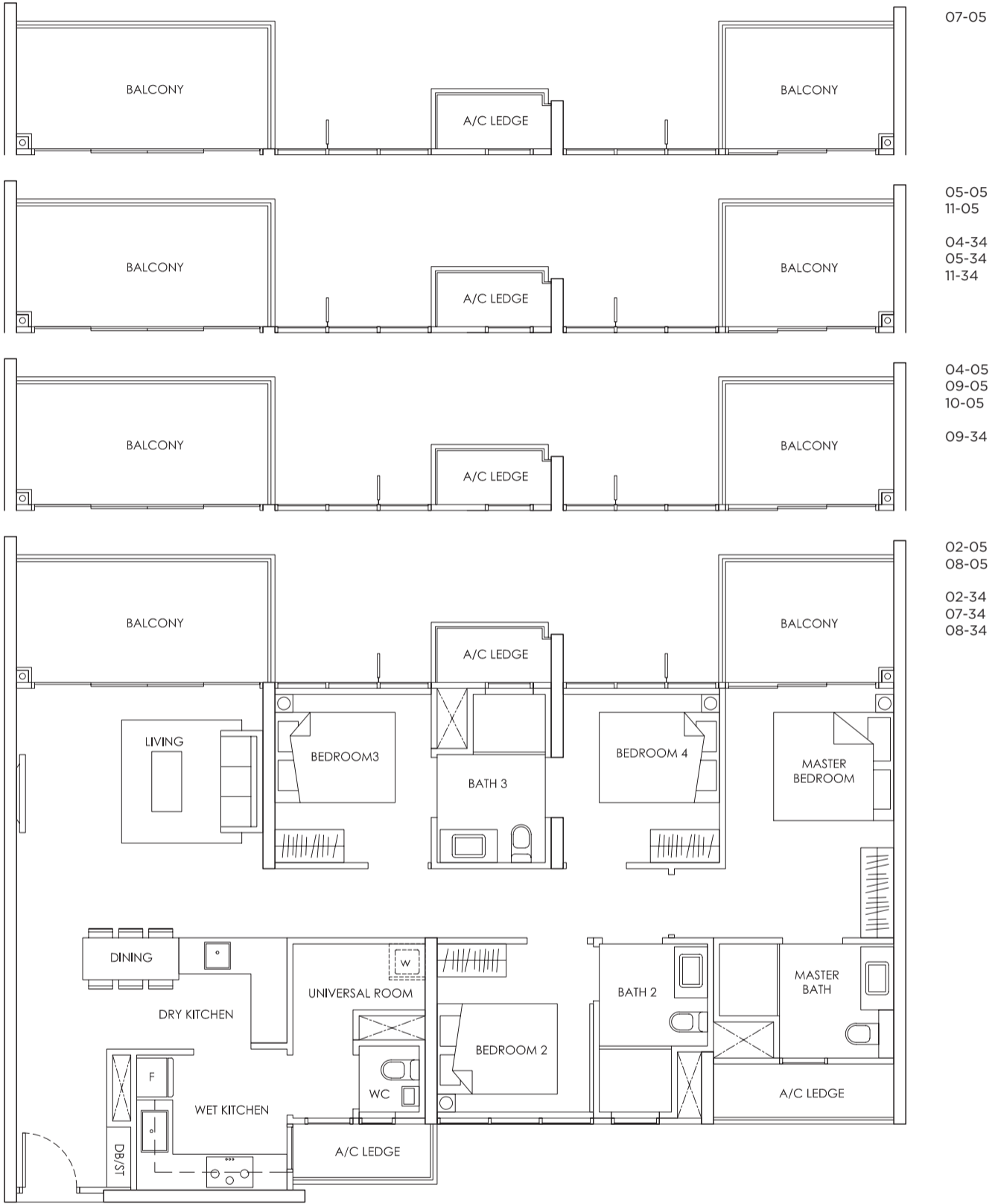


Area includes A/C ledge, balcony, PES, Roof Terrace and Void (where applicable). Orientation and facings will differ depending on the unit you are purchasing (please refer to key plan). All plans are not to scale and subject to changes as may be required by relevant authorities. All appliances and furniture shown in the plan are for illustration purpose only and not representation of fact. All floor areas are estimated and subjected to final survey.

- Legend: F - Fridge DB/ST - Distribution Board and Storage space
 WC - Water Closet W - Washer cum Dryer A/C - Aircon
 PES - Private Enclosed Space

TYPE D1

4 - BEDROOM 131 sqm / 1,410 sqft



07-05

05-05
11-05

04-34
05-34
11-34

04-05
09-05
10-05

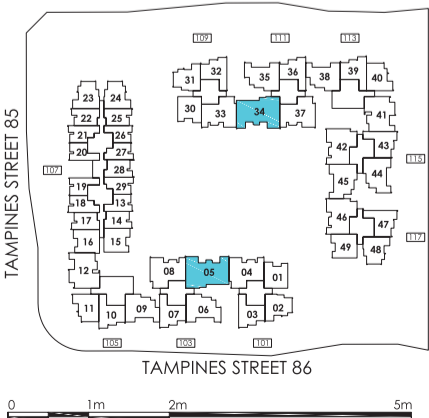
09-34

02-05
08-05

02-34
07-34
08-34

KEY PLAN

TAMPINES AVENUE 10

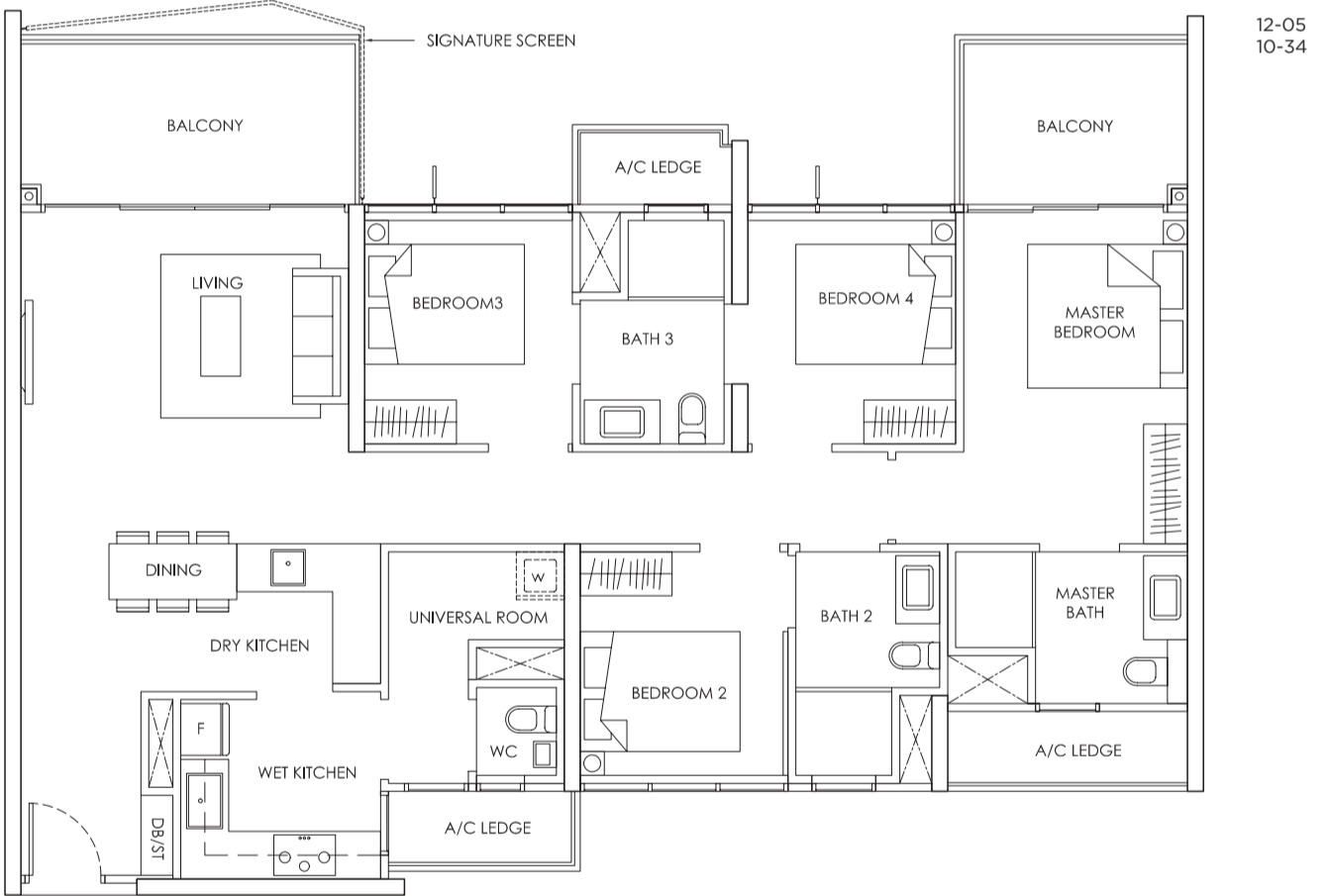
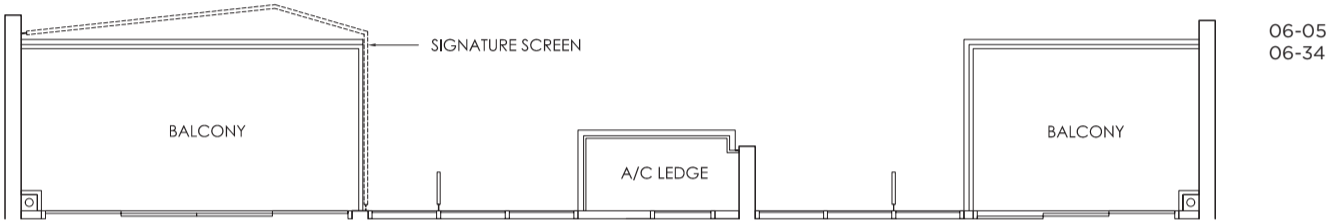
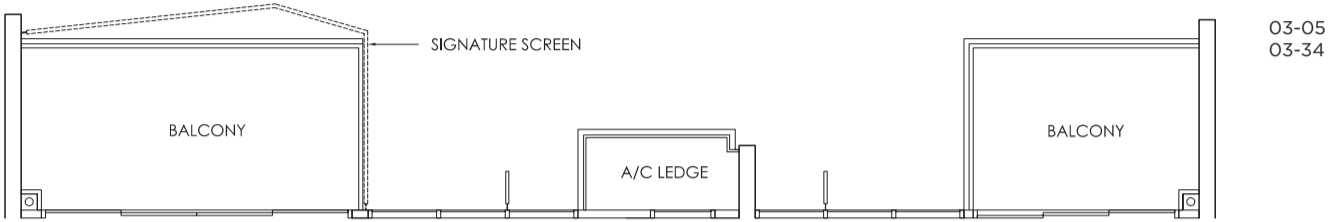


Area includes A/C ledge, balcony, PES, Roof Terrace and Void (where applicable). Orientation and facings will differ depending on the unit you are purchasing (please refer to key plan). All plans are not to scale and subject to changes as may be required by relevant authorities. All appliances and furniture shown in the plan are for illustration purpose only and not representation of fact. All floor areas are estimated and subjected to final survey.

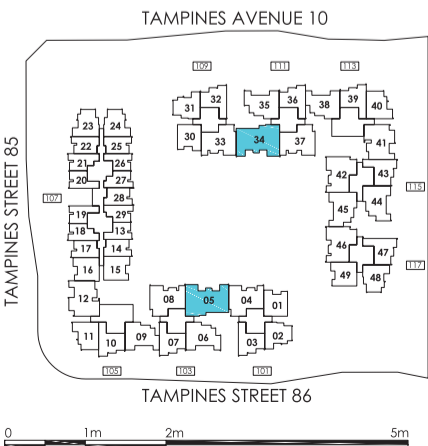
Legend: **F** - Fridge **DB/ST** - Distribution Board and Storage space
WC - Water Closet **W** - Washer cum Dryer **A/C** - Aircon
PES - Private Enclosed Space

TYPE D1 (CONTINUED)

4 - BEDROOM 131 sqm / 1,410 sqft



KEY PLAN



Area includes A/C ledge, balcony, PES, Roof Terrace and Void (where applicable). Orientation and facings will differ depending on the unit you are purchasing (please refer to key plan). All plans are not to scale and subject to changes as may be required by relevant authorities. All appliances and furniture shown in the plan are for illustration purpose only and not representation of fact. All floor areas are estimated and subjected to final survey.

Legend: F - Fridge DB/ST - Distribution Board and Storage space
WC - Water Closet W - Washer cum Dryer A/C - Aircon
PES - Private Enclosed Space

TYPE D1-P

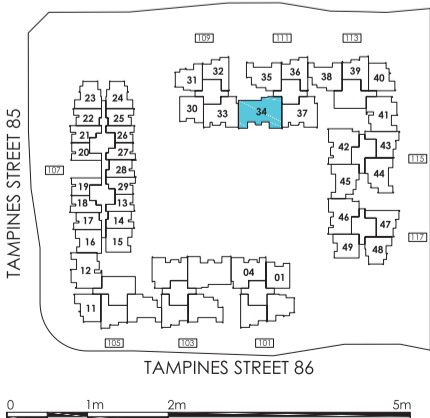
4 - BEDROOM 131 sqm / 1,410 sqft

01-34



KEY PLAN

TAMPINES AVENUE 10



Area includes A/C ledge, balcony, PES, Roof Terrace and Void (where applicable). Orientation and facings will differ depending on the unit you are purchasing (please refer to key plan). All plans are not to scale and subject to changes as may be required by relevant authorities. All appliances and furniture shown in the plan are for illustration purpose only and not representation of fact. All floor areas are estimated and subjected to final survey.

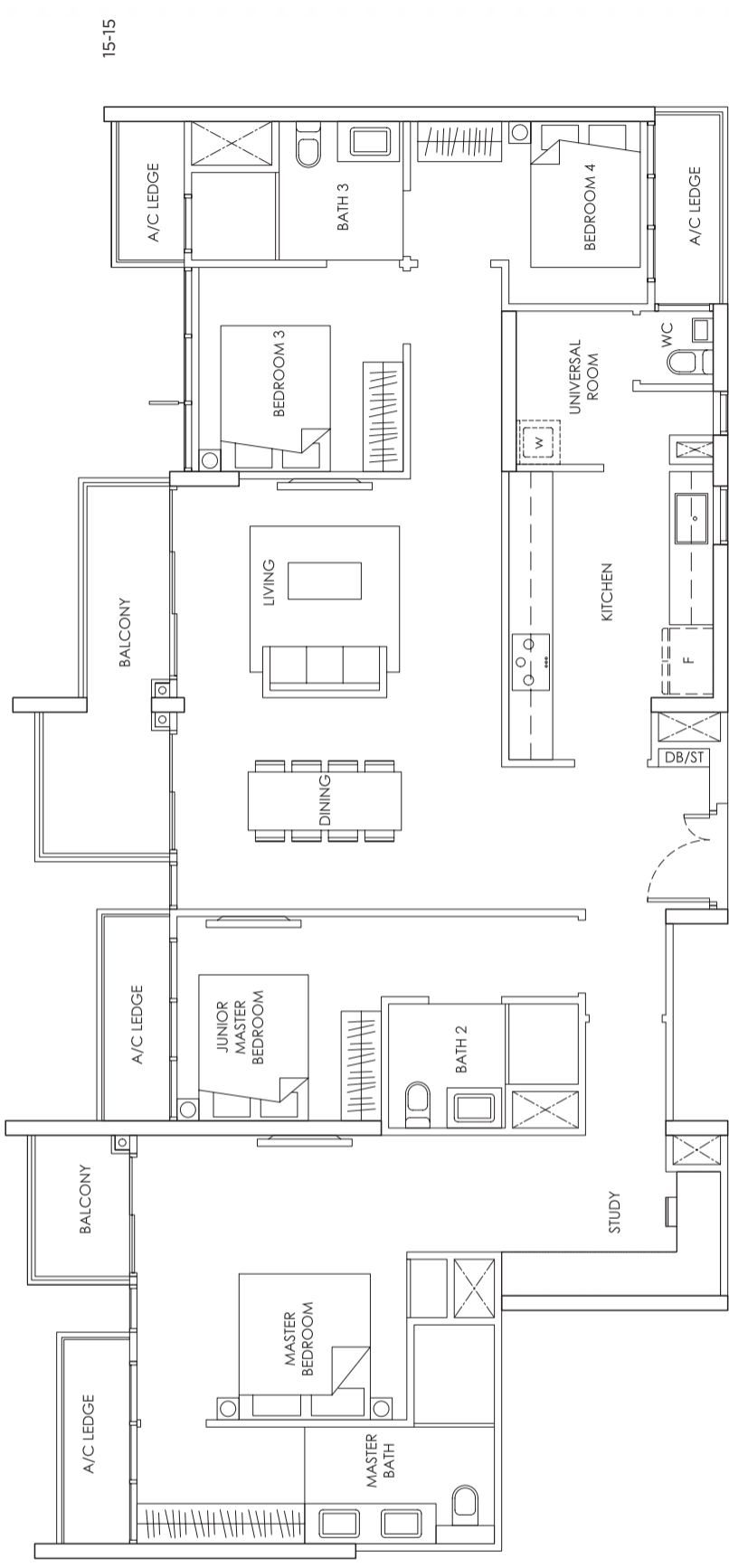
Legend: **F** - Fridge **DB/ST** - Distribution Board and Storage space
WC - Water Closet **W** - Washer cum Dryer **A/C** - Aircon
PES - Private Enclosed Space



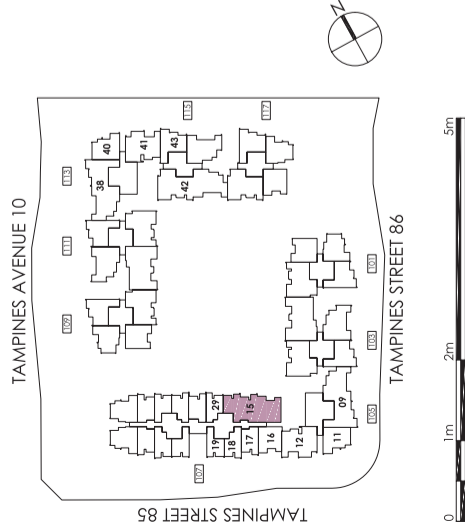
PENTHOUSES

TYPE PHI

4 - BEDROOM
155 sqm / 1,668 sqft



KEY PLAN



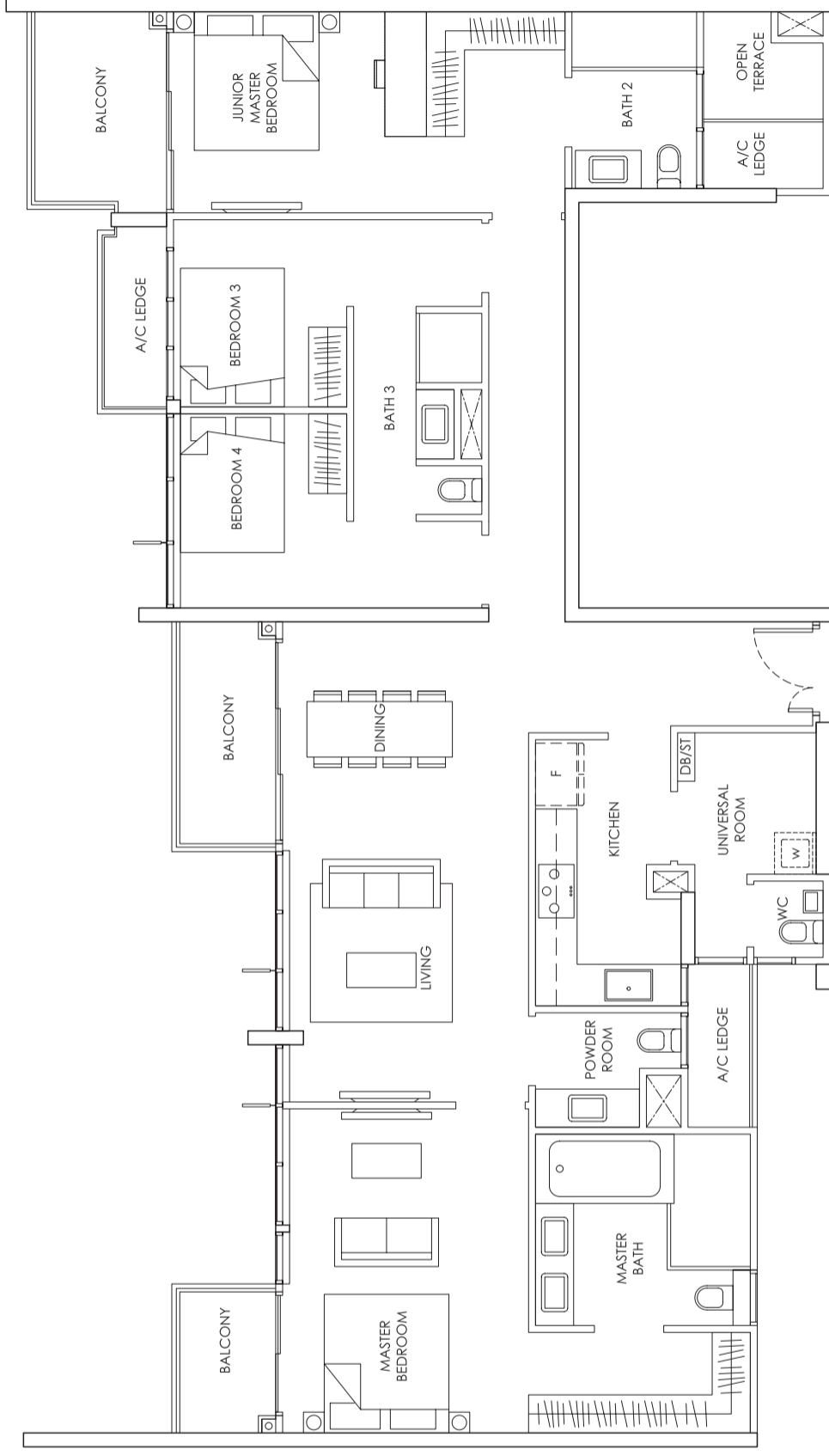
Area includes A/C ledge, balcony, PES, Roof Terrace and Void (where applicable). Orientation and facings will differ depending on the unit you are purchasing (please refer to key plan). All plans are not to scale and subject to changes as may be required by relevant authorities. All appliances and furniture shown in the plan are for illustration purpose only and not representation of fact. All floor areas are estimated and subjected to final survey.

Legend: **F** - Fridge **DB/ST** - Distribution Board and Storage space **WC** - Water Closet **W** - Washer cum Dryer **A/C** - Aircon **PES** - Private Enclosed Space

TYPE PH2

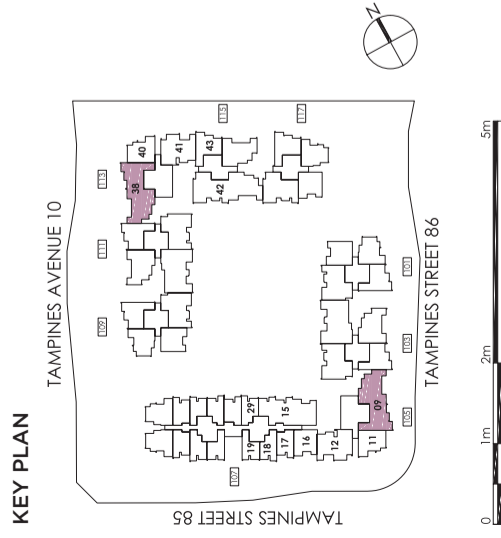
4 - BEDROOM
165 sqm / 1,776 sqft

15-09,
15-38



Area includes A/C ledge, balcony, PES, Roof Terrace and Void (where applicable). Orientation and facings will differ depending on the unit you are purchasing (please refer to key plan). All plans are not to scale and subject to changes as may be required by relevant authorities. All appliances and furniture shown in the plan are for illustration purpose only and not representation of fact. All floor areas are estimated and subjected to final survey.

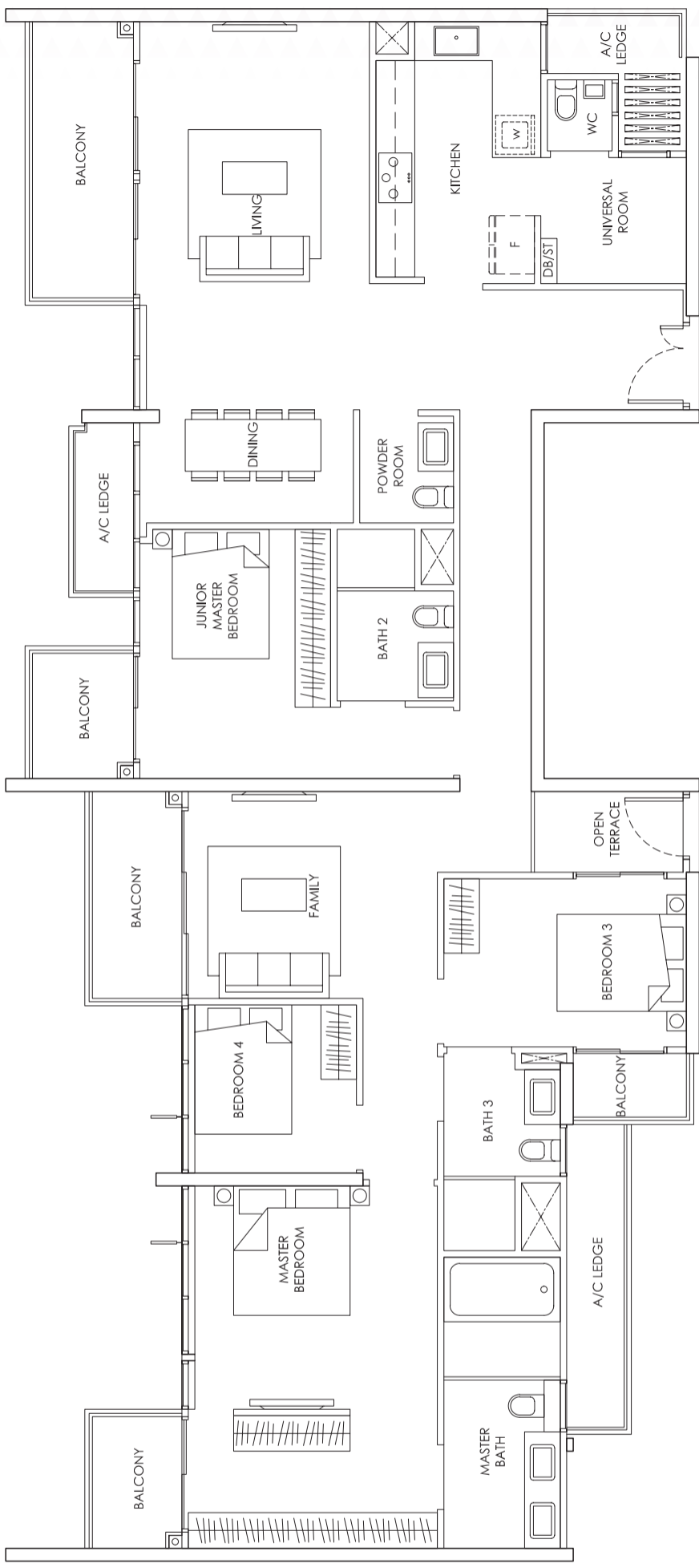
Legend: **F** - Fridge **DB/ST** - Distribution Board and Storage space **WC** - Water Closet **W** - Washer cum Dryer **A/C** - Aircon **PES** - Private Enclosed Space



TYPE PH3

4 - BEDROOM
194 sqm / 2,088 sqft

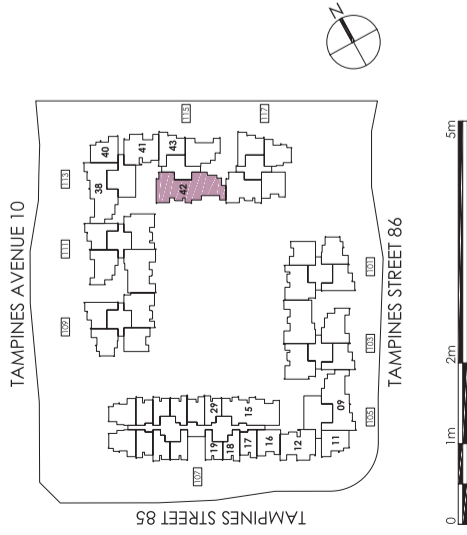
15-42



Area includes A/C ledge, balcony, PES, Roof Terrace and Void (where applicable). Orientation and facings will differ depending on the unit you are purchasing (please refer to key plan). All plans are not to scale and subject to changes as may be required by relevant authorities. All appliances and furniture shown in the plan are for illustration purpose only and not representation of fact. All floor areas are estimated and subjected to final survey.

Legend: **F** - Fridge **DB/ST** - Distribution Board and Storage space **WC** - Water Closet **W** - Washer cum Dryer **A/C** - Aircon **PES** - Private Enclosed Space

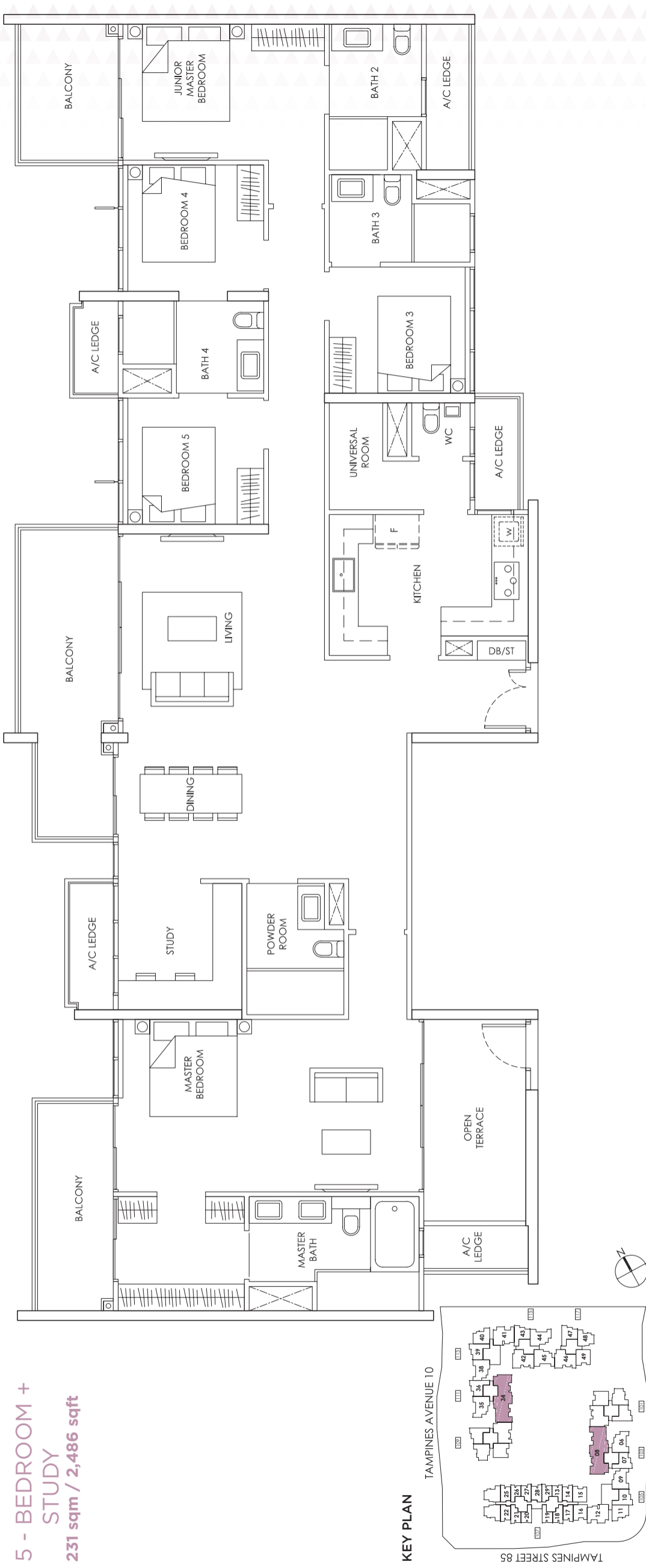
KEY PLAN



TYPE PH4

5 - BEDROOM +
STUDY
231 sqm / 2,486 sqft

13-08
12-34



Area includes A/C ledge, balcony, PES, Roof Terrace and Void (where applicable). Orientation and facings will differ depending on the unit you are purchasing (please refer to key plan). All plans are not to scale and subject to changes as may be required by relevant authorities. All appliances and furniture shown in the plan are for illustration purpose only and not representation of fact. All floor areas are estimated and subjected to final survey.

Legend: **F** - Fridge **DB/ST** - Distribution Board and Storage space **WC** - Water Closet **W** - Washer cum Dryer **A/C** - Aircon **PES** - Private Enclosed Space

ABOUT MCC LAND

MCC Land (Singapore) Pte Ltd (the “Company”), a subsidiary of Metallurgy Corporation of China Ltd listed in Hong Kong and Shanghai Exchange, is a developer and engineering services provider in Singapore. A Fortune Global 500 company, the Company has been instrumental in shaping the city landscape of Singapore by being involved in the building of numerous notable landmarks, including Universal Studios at Resorts World Sentosa, the Keppel Distripark and HDB BTO projects. In recent times, the Company has developed and/or managed a number of quality housing projects from executive condominiums to private condominiums, such as The Canopy, The Nautical, Canberra Residences, One Canberra, Forestville and The Santorini to name a few. Since 2010, MCC Land (Singapore) Pte Ltd has launched a total of 4,910 private condominium and executive condominium units*, with another 1,362 units in the pipeline. We aim to create inspiring lifestyles and landscapes that will propel Singapore into a 21st century global city.

* including projects it develops and where it project manages for other developers.

Developed by



ARTIST'S IMPRESSION

THE POIZ RESIDENCES & CENTRE, SINGAPORE



ARTIST'S IMPRESSION

THE SANTORINI, SINGAPORE

